



विक्रम विश्वविद्यालय, उज्जैन

क्रमांक / प्रशासन / संस्थापन / 2021 / 453


दिनांक : 5/7/2021

--: आदेश ::--

विक्रम विश्वविद्यालय, उज्जैन द्वारा नियमित रूप से विद्यार्थियों, शिक्षकों, पालकों, पूर्व विद्यार्थियों से प्राप्त फीडबैक के विश्लेषण एवं उनके समुचित उपयोग हेतु माननीय कुलपतिजी द्वारा निम्नानुसार समिति का गठन किया जाता है :-

- | | | | |
|----|---------------------|---|---------|
| 1. | डॉ. कमलेश दशोरा | - | अध्यक्ष |
| 2. | डॉ. स्वाति दुबे | - | सदस्य |
| 3. | डॉ. रामजी यादव | - | सदस्य |
| 4. | डॉ. नलिन सिंह पंवार | - | सदस्य |
| 5. | डॉ. मनु गोरहा | - | सदस्य |

आदेशानुसार,



कुलसचिव

क्रमांक / प्रशासन / संस्थापन / 2021 / 454

दिनांक : 5/7/2021

प्रतिलिपि:-

1. उपरोक्त समिति के समस्त सदस्यगण, विक्रम विश्वविद्यालय, उज्जैन।
2. निदेशक, आई.क्यू.ए.सी., विक्रम विश्वविद्यालय, उज्जैन।
3. प्रभारी, कम्प्यूटर सेंटर, विक्रम विश्वविद्यालय, उज्जैन।
4. धित्त नियंत्रक, लेखा विभाग, विक्रम विश्वविद्यालय, उज्जैन।
5. कुलपति/कुलसचिव के निज सहायक, विक्रम विश्वविद्यालय, उज्जैन।
की ओर सूचनार्थ एवं आवश्यक कार्यवाही हेतु प्रेषित।


उपकुलसचिव (प्रशासन)

Vikram University Students Feedback Survey Analysis

Survey Overview

- **Total Respondents:** 32
- **Survey Period:** 2023-24
- **Departments Represented:**
 - Institute of Pharmacy: 14 respondents (43.8%)
 - Department of Physical Education: 10 respondents (31.2%)
 - Other Departments: 8 respondents (25%)

Demographic Breakdown

Gender Distribution:

- Male: 21 (65.6%)
- Female: 11 (34.4%)

Age Range: 18-32 years Degree Programs:

- Bachelor's: 19 (59.4%)
- Master's: 8 (25%)
- Other: 5 (15.6%)

Key Performance Indicators

Teaching Quality Metrics

Syllabus Coverage:

- 85-100%: 12 respondents (37.5%)
- 70-84%: 10 respondents (31.2%)
- 55-69%: 5 respondents (15.6%)
- Below 54%: 5 respondents (15.6%)

Teacher Effectiveness:

- Always Effective: 14 respondents (43.8%)
- Sometimes Effective: 10 respondents (31.2%)

- Just Satisfactory: 8 respondents (25%)

Institutional Performance

Internal Evaluation Fairness:

- Always Fair: 15 respondents (46.9%)
- Usually Fair: 12 respondents (37.5%)
- Sometimes Unfair: 5 respondents (15.6%)

Learning Environment Assessment:

- Strongly Agree on Cognitive Growth: 18 respondents (56.2%)
- Agree on Cognitive Growth: 14 respondents (43.8%)

Student Recommendations

Top Suggestions for Improvement:

1. Enhance Practical Learning Experiences
2. Increase Industry Connections
3. Implement More Technology-Driven Teaching
4. Provide More Internship Opportunities
5. Improve Infrastructure

Overall Satisfaction

Teaching-Learning Process Quality:

- Strongly Agree: 14 respondents (43.8%)
- Agree: 15 respondents (46.9%)
- Neutral: 3 respondents (9.4%)

Conclusion

The survey indicates a generally positive perception of Vikram University, with students appreciating the teaching quality and institutional support while providing constructive feedback for continuous improvement.

Key Strengths:

- High syllabus coverage

- Effective teaching methods
- Strong cognitive development support

Areas for Improvement:

- Practical learning experiences
- Industry connections
- Technology integration in teaching.

73 responses

[Link to Sheets](#)

Summary

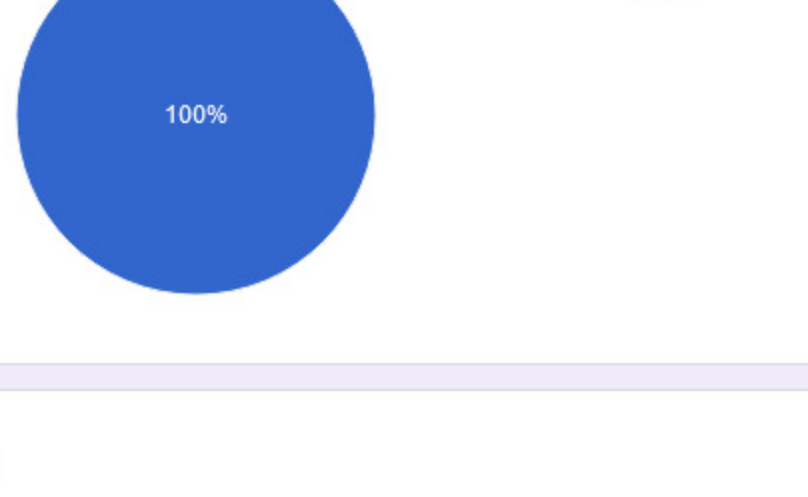
Question

Individual

Please confirm: This is the first and only time you answer this survey

[Copy chart](#)

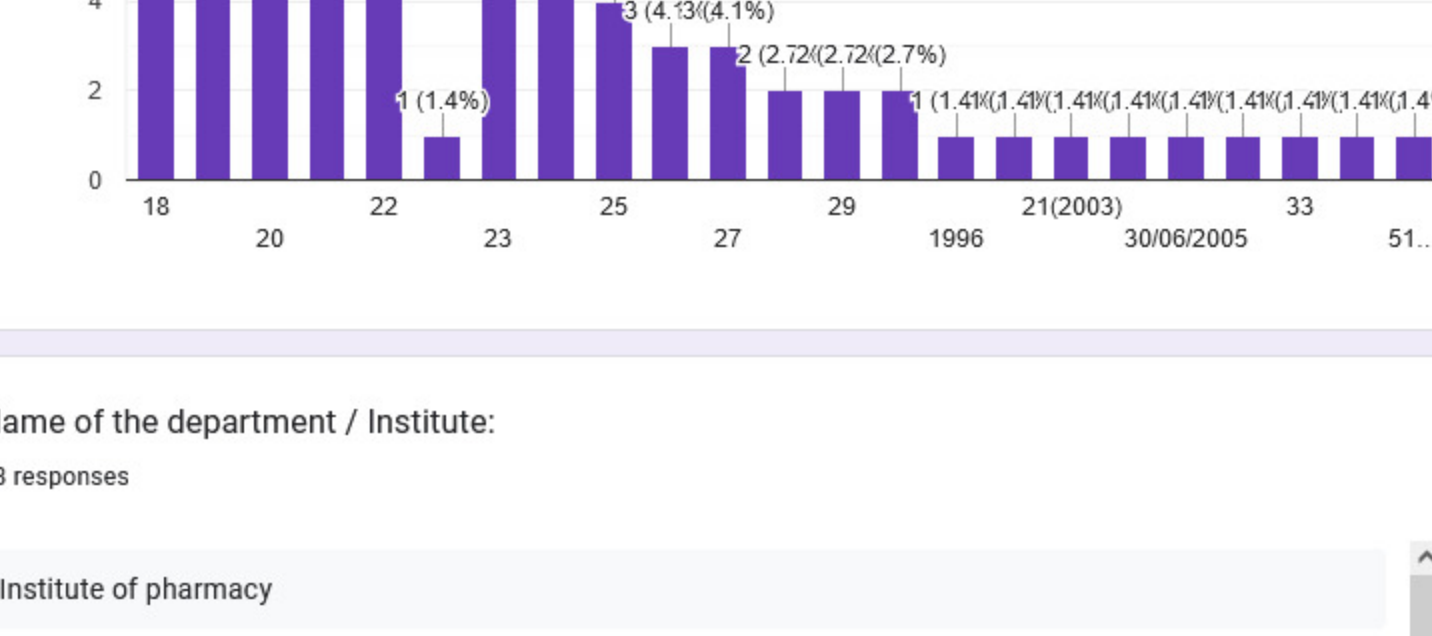
73 responses



Your Age: (in Years)

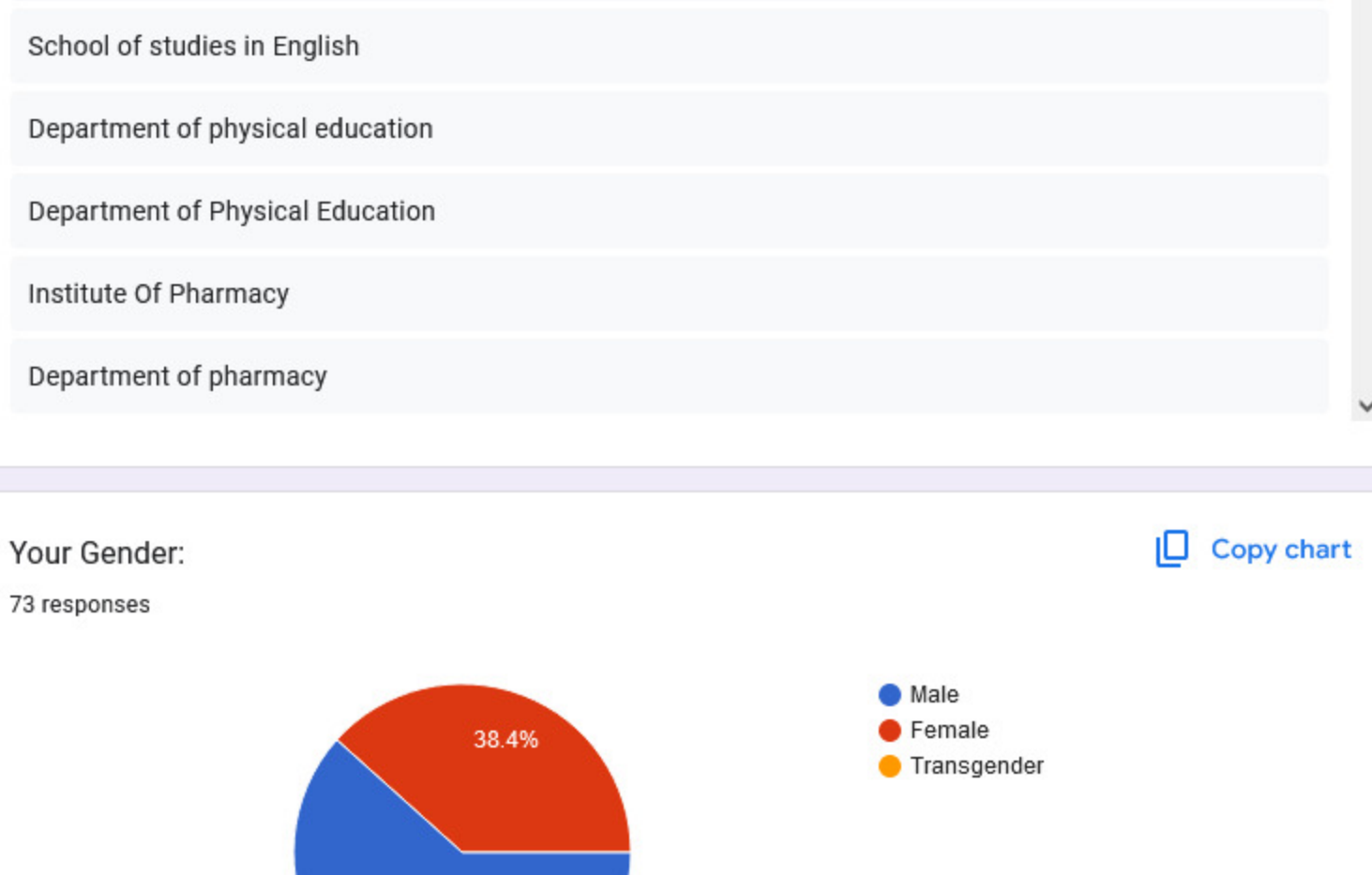
[Copy chart](#)

73 responses



Name of the department / Institute:

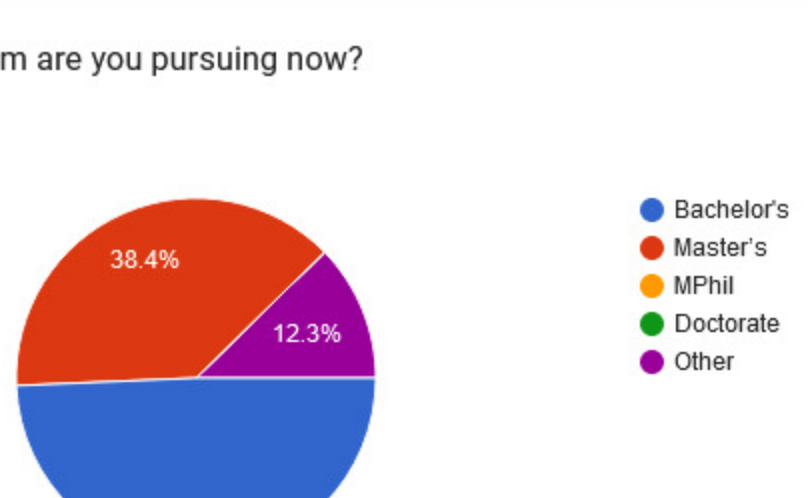
73 responses



Your Gender:

[Copy chart](#)

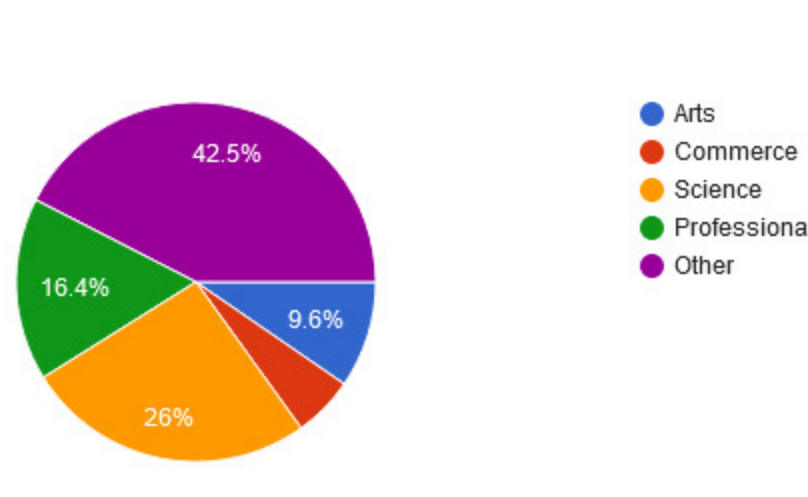
73 responses



What degree program are you pursuing now?

[Copy chart](#)

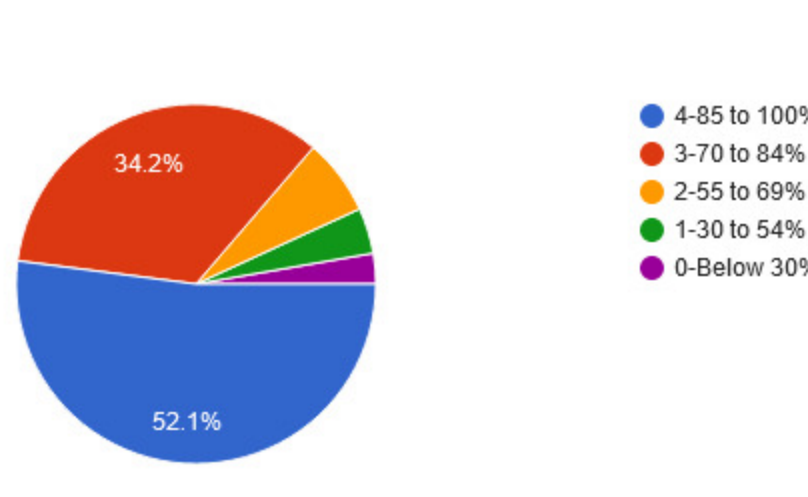
73 responses



What subject area are you currently pursuing?

[Copy chart](#)

73 responses



Teaching-Learning and Evaluation

How much of the syllabus was covered in the class?

[Copy chart](#)

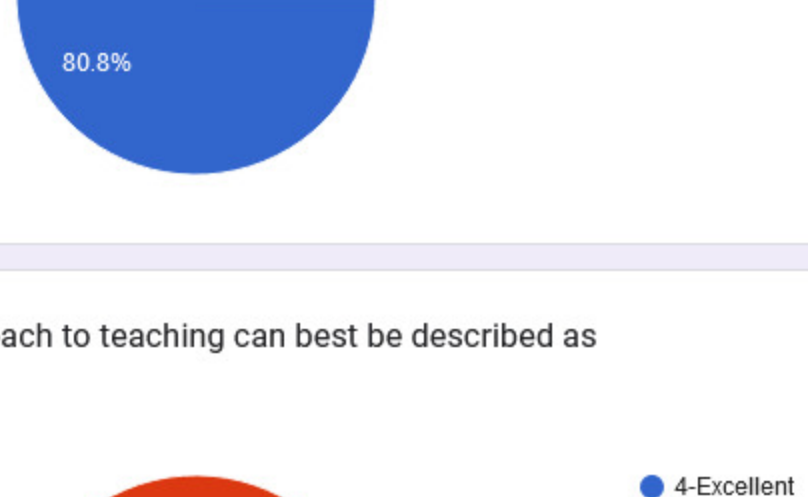
73 responses



How well did the teachers prepare for the classes?

[Copy chart](#)

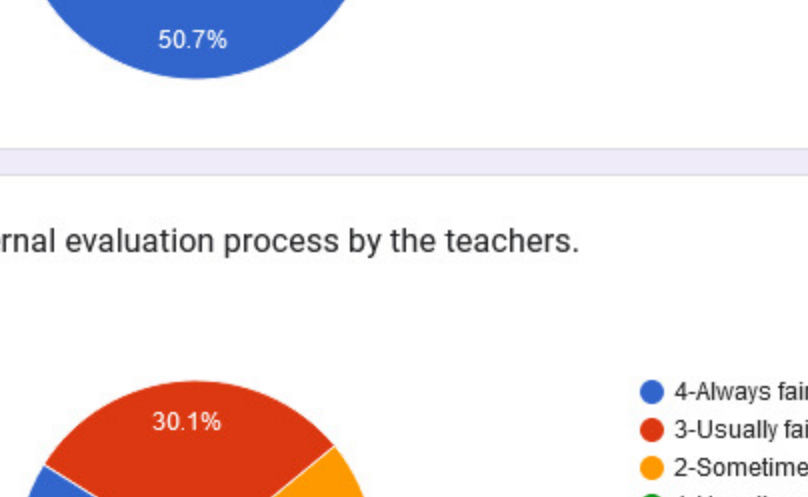
73 responses



How well were the teachers able to communicate?

[Copy chart](#)

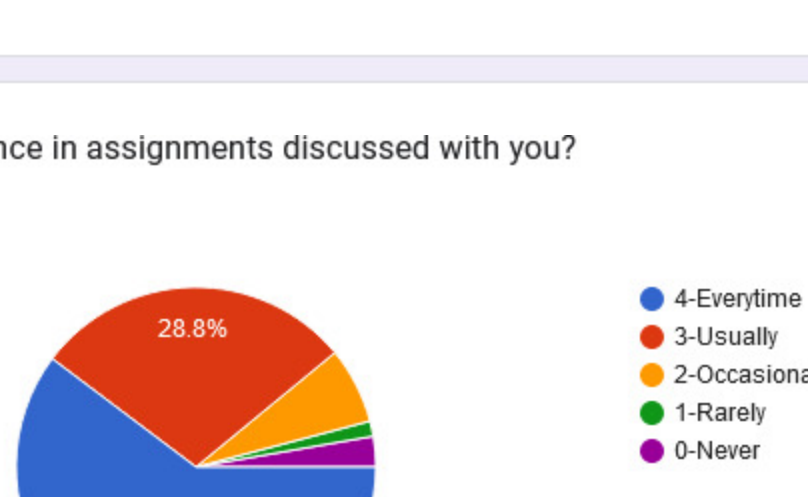
73 responses



The teacher's approach to teaching can best be described as

[Copy chart](#)

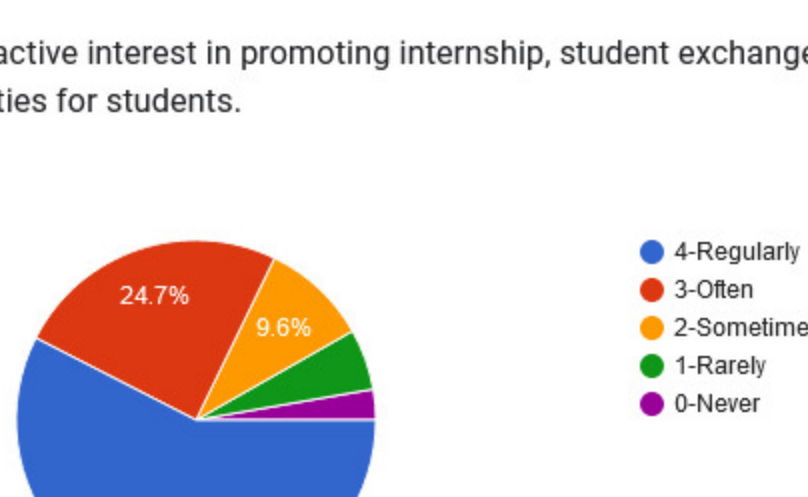
73 responses



Fairness of the internal evaluation process by the teachers.

[Copy chart](#)

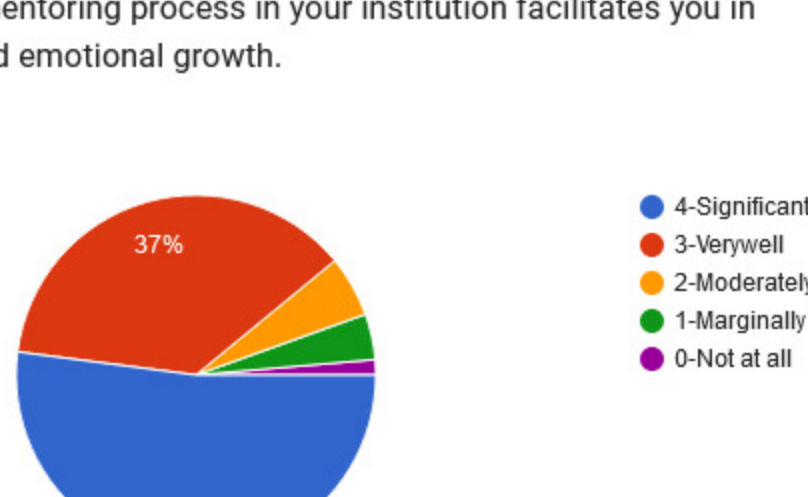
73 responses



Was your performance in assignments discussed with you?

[Copy chart](#)

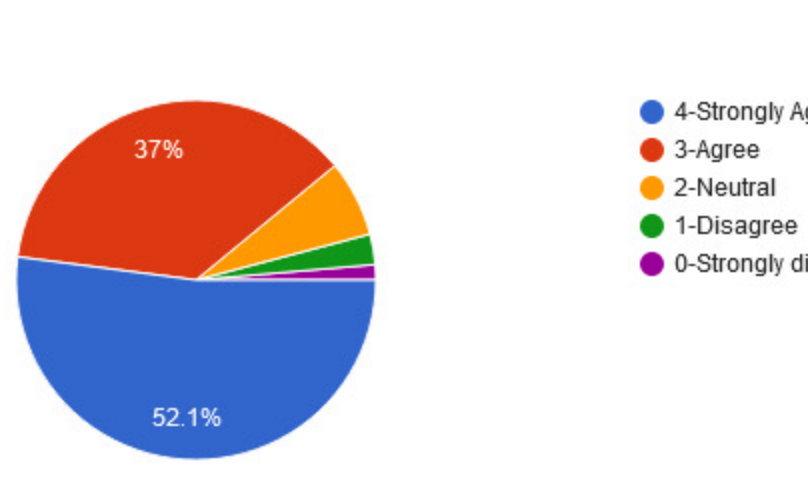
73 responses



The institute takes active interest in promoting internship, student exchange, field visit opportunities for students.

[Copy chart](#)

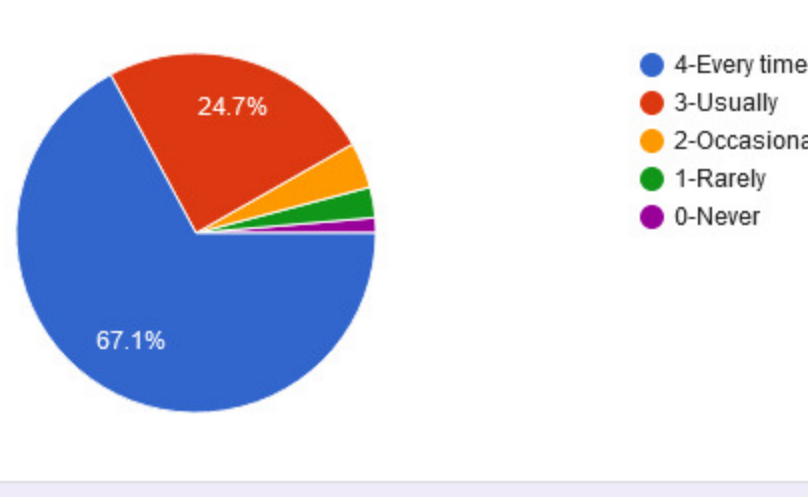
73 responses



The teaching and mentoring process in your institution facilitates you in cognitive, social and emotional growth.

[Copy chart](#)

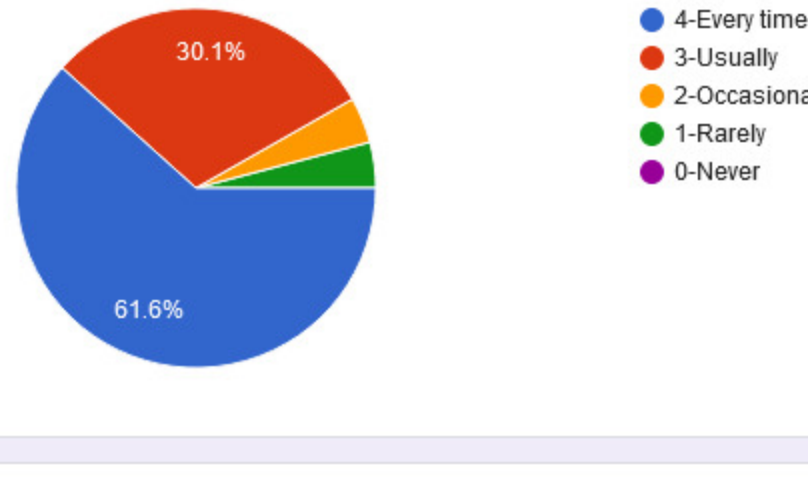
73 responses



The institution provides multiple opportunities to learn and grow.

[Copy chart](#)

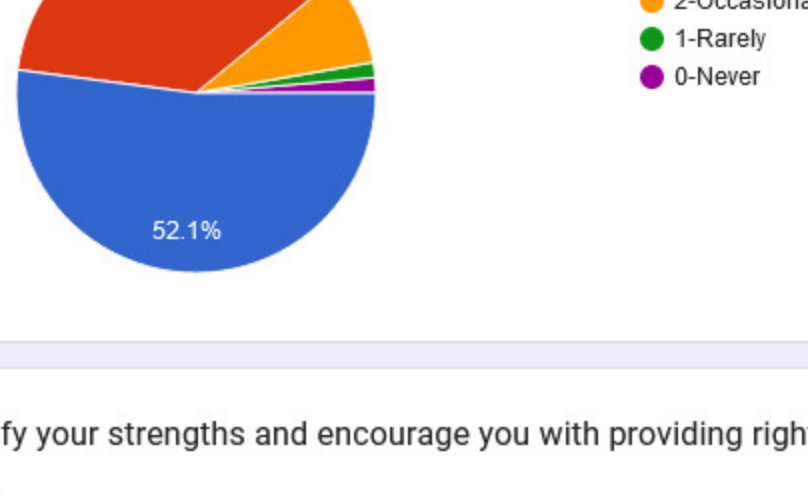
73 responses



Teachers inform you about your expected competencies, course outcomes and programme outcomes.

[Copy chart](#)

73 responses



Your mentor/ Teacher in charge does a necessary follow-up with an assigned task to

[Copy chart](#)

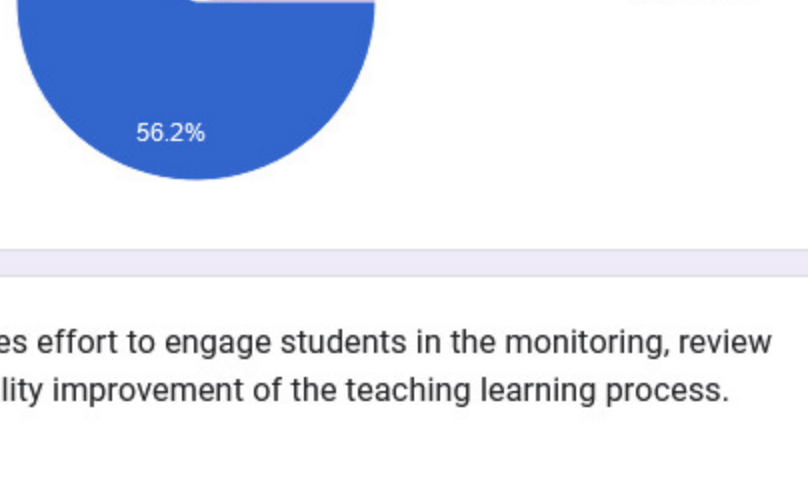
73 responses



The teachers illustrate the concepts through examples and applications.

[Copy chart](#)

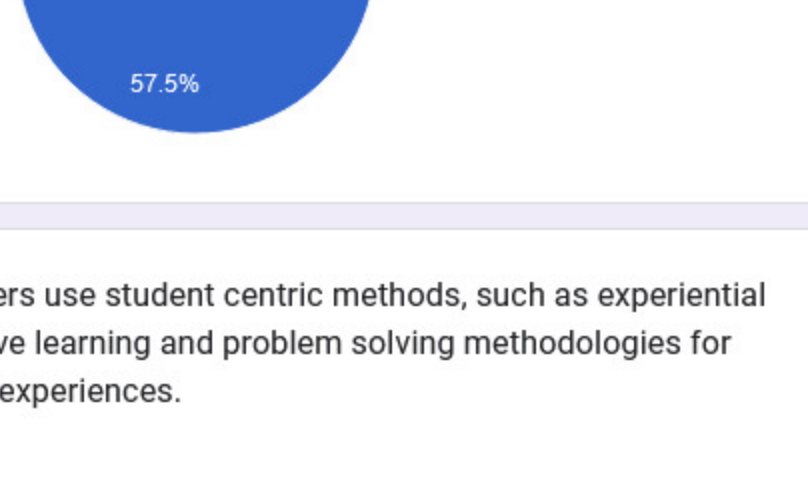
73 responses



The teachers identify your strengths and encourage you with providing right level of challenges.

[Copy chart](#)

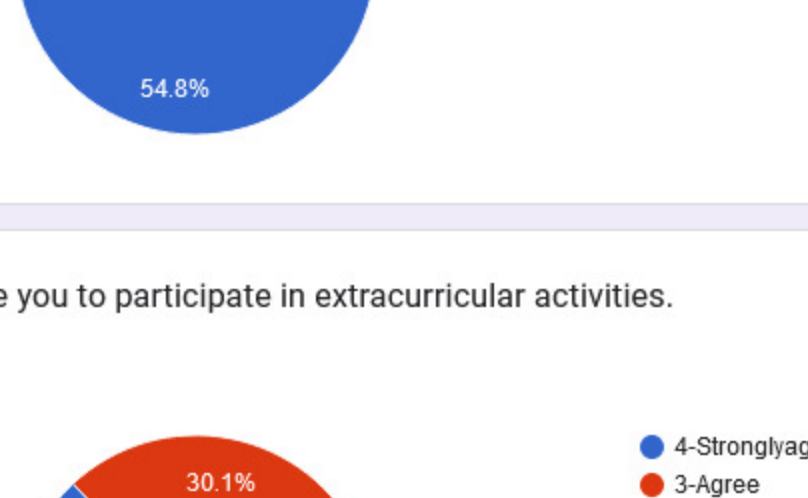
73 responses



Teachers are able to identify your weaknesses and help you to overcome them.

[Copy chart](#)

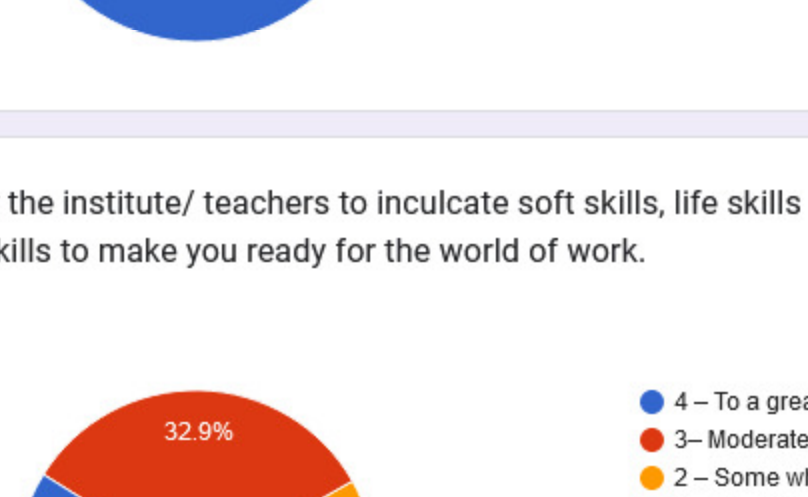
73 responses



The institution makes effort to engage students in the monitoring, review and continuous quality improvement of the teaching learning process.

[Copy chart](#)

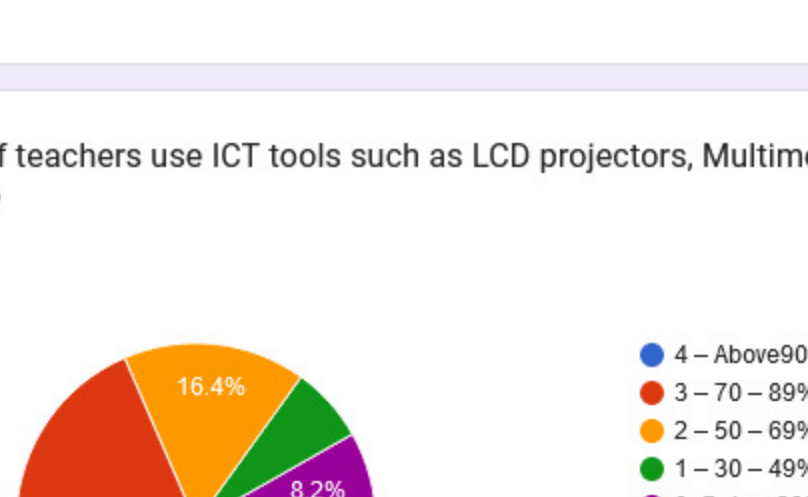
73 responses



The institute/teachers use student centric methods, such as experiential learning, participative learning and problem solving methodologies for enhancing learning experiences.

[Copy chart](#)

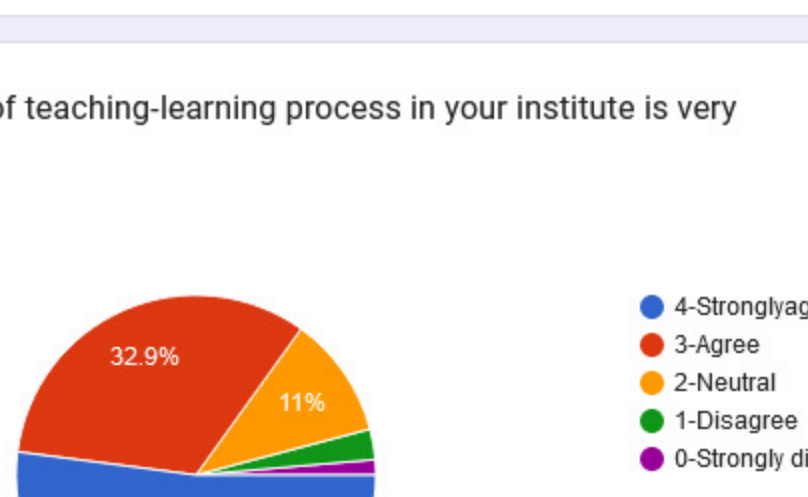
73 responses



Teachers encourage you to participate in extracurricular activities.

[Copy chart](#)

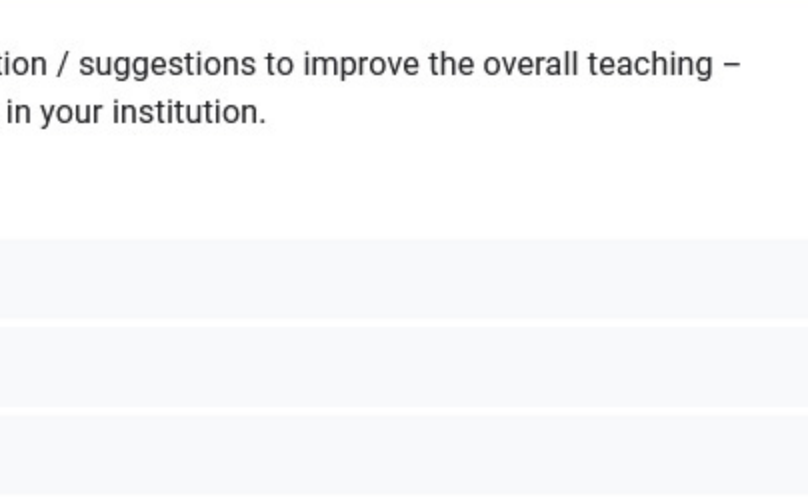
73 responses



Efforts are made by the institute/ teachers to inculcate soft skills, life skills and employability skills to make you ready for the world of work.

[Copy chart](#)

73 responses



What percentage of teachers use ICT tools such as LCD projectors, Multimedia, etc. while teaching?

[Copy chart](#)

73 responses



The overall quality of teaching-learning process in your institute is very good.

[Copy chart](#)

73 responses

Give three observation / suggestions to improve the overall teaching - learning experience in your institution.

73 responses

- No
- Nothing
- Good
- Very good
- Teachers is very supportive and give us right direction to improve our academic career
- All good
- Isase acchi collage nhi he abhi tk
- TEACH in English and Hindi both languages
- छात्रों को सक्षम करने के लिए पर्याप्त मीडिया और साफ्टवेयर का इस्तेमाल करें
- हर भाषा तक पत्रों और लेखों का आसानी से आना