

Student Satisfaction Survey

Analysis Report

A five member committee has been constituted by the University for the Analysis of the Student Satisfaction Survey given by the Student. The committee discussed and designed a questionnaire related with various aspects of Student's ideas about the University and the role played by the university in their lives. On the basis of this questionnaire a Google Student Satisfaction Survey form has been created and distributed among the Student to collect their responses.

The collected Student Satisfaction Survey data has been discussed and analyzed by the committee in its various meetings and prepared microanalysis report. Student Satisfaction Survey analysis report is as follows:

On the basis of obtained responses it was found that more than 70 percent Students said that 70 to 100 percent syllabus was covered in the class. More than 86 percent students said that teachers prepare thoroughly or satisfactorily for the class. 62 percent students said that the teachers were able to communicate effectively. 70 percent students told that the teacher's approach to teaching can best be described as Excellent or very good. Regarding fairness of the internal evaluation process by the teachers: 61 percent students said always fair. 58.3 percent students said that the teachers illustrate the concepts through examples and applications every time. 50.2 percent students said that teachers inform us about our expected competencies, course outcomes and programme outcomes. 55.5 percent students said that Teachers are able to identify our weaknesses and help us to overcome them. 76 percent students agree or strongly agree that the institution makes effort to engage students in the monitoring, review and continuous quality improvement of the teaching learning process. 77.3 percent students said that the institute/teachers use student centric methods, such as experiential learning, participative learning and problem solving methodologies for enhancing learning experiences, to a great or moderate extent. More than 82 percent students agree or strongly agree that the teachers encourage us to participate in extracurricular activities. More than 75 percent students said that the efforts are made by the institute/ teachers to inculcate soft skills, life skills and employability skills to make us ready for the world of work, to a great or moderate extent. 56.1 percent students told that more than 70 percentage of teachers use ICT tools such as LCD


Registrar
Vikram University
Ujjain

projector, Multimedia, etc. while teaching. 77 percent students agree or strongly agree that the overall quality of teaching-learning process in our institute is very good.


Registrar
Vikram University
Ujjain


Vikram University Ujjain

321 responses

Publish analytics

A) Please confirm: This is the first and only time you answer this survey.

321 responses




Registrar
Vikram University
Ujjain

B) Your Age:(in Years)

321 responses

23

22

21

20

18

24

19

25

26


Registrar
Vikram University
Ujjain

C) Name of the department / Institute:

321 responses

Institute of pharmacy

School of engineering and technology

Soet

SOET

School of studies in physics

School of engineering and technology


School of studies in chemistry and biochemistry

School of engineering and technology Vikram University Ujjain

School of studies in Microbiology

D) Your Gender:

321 responses

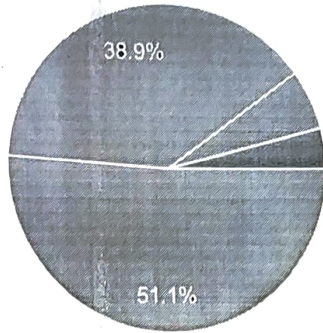


- Male
- Female
- Transgender

[Handwritten Signature]
Registrar
Vikram University
Ujjain

E) What degree program are you pursuing now?

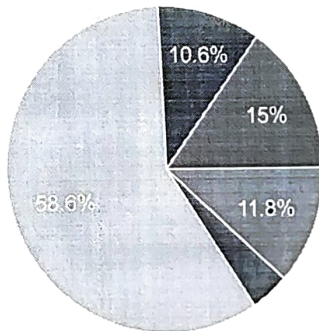
321 responses



- Bachelor's
- Master's
- MPhil
- Doctorate
- Other

F) What subject area are you currently pursuing?

321 responses

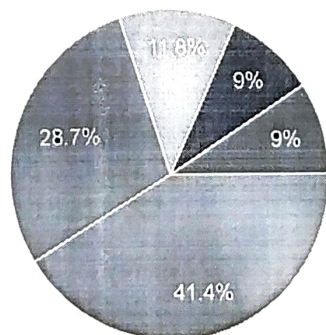


- Arts
- Commerce
- Science
- Professional
- Other

Part - II: Teaching-Learning and Evaluation

1. How much of the syllabus was covered in the class?

321 responses

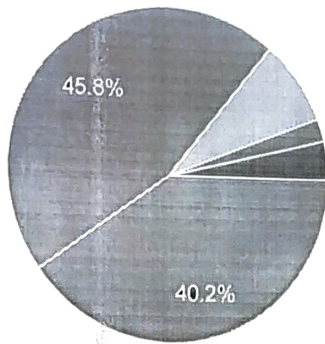


- 4- 85 to 100%
- 3- 70 to 84%
- 2- 55 to 69%
- 1-30 to 54%
- 0-Below 30%

gubon
Registrar
Vikram University
Ujjain

2. How well did the teachers prepare for the classes?

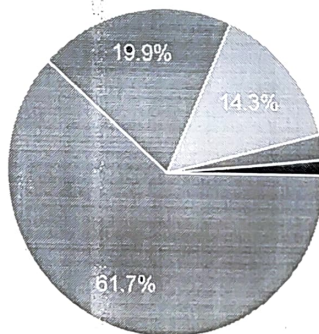
321 responses



- 4-Thoroughly
- 3-Satisfactorily
- 2-Poorly
- 1-Indifferently
- 0-Won't teach at all

3. How well were the teachers able to communicate?

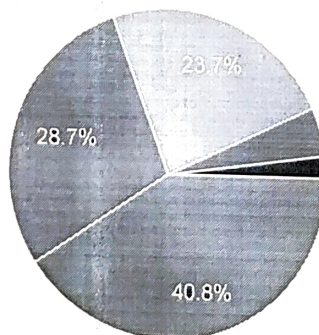
321 responses



- 4-Always effective
- 3-Sometimes effective
- 2-Just satisfactorily
- 1-Generally ineffective
- 0-Very poor communication

4. The teacher's approach to teaching can best be described as

321 responses

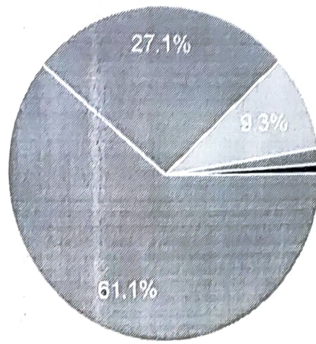


- 4-Excellent
- 3-Very good
- 2-Good
- 1-Fair
- 0-Poor

Y. N. Son
Registrar
Vikram University
Ujjain

5. Fairness of the internal evaluation process by the teachers.

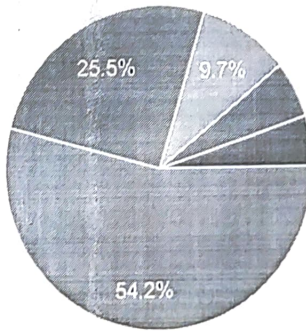
321 responses



- 4 - Always fair
- 3 - Usually fair
- 2 - Sometimes unfair
- 1 - Usually unfair
- 0 - Unfair

6. Was your performance in assignments discussed with you?

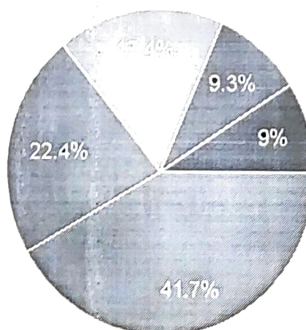
321 responses



- 4 - Everytime
- 3 - Usually
- 2 - Occasionally/Sometimes
- 1 - Rarely
- 0 - Never

7. The institute takes active interest in promoting internship, student exchange, field visit opportunities for students.

321 responses

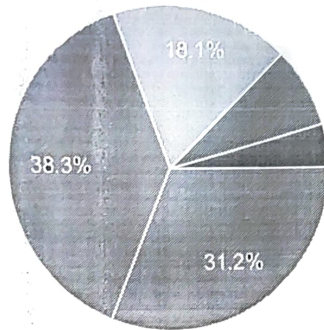


- 4 - Regularly
- 3 - Often
- 2 - Sometimes
- 1 - Rarely
- 0 - Never

gwsan
Registrar
Vikram University
Ujjain

8. The teaching and mentoring process in your institution facilitates you in cognitive, social and emotional growth.

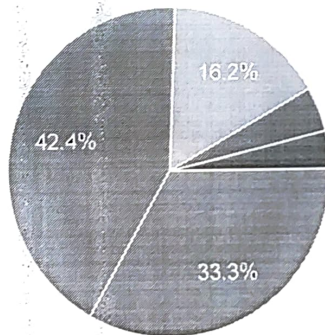
321 responses



- 4 - Significantly
- 3 - Verywell
- 2 - Moderately
- 1 - Marginally
- 0 - Not at all

9. The institution provides multiple opportunities to learn and grow.

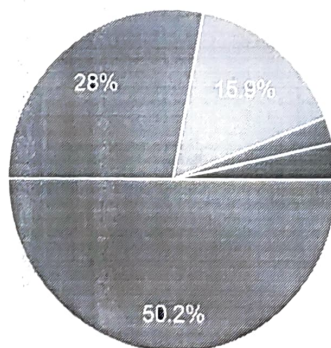
321 responses



- 4 - Stronglyagree
- 3 - Agree
- 2 - Neutral
- 1 - Disagree
- 0 - Strongly disagree

10. Teachers inform you about your expected competencies, course out comes and programme outcomes.

321 responses

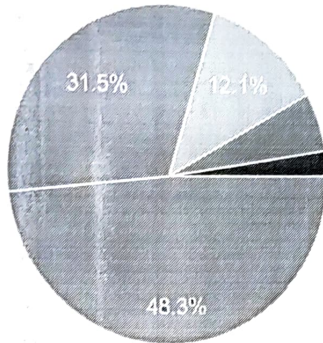


- 4 - Every time
- 3 - Usually
- 2 - Occasionally/Sometimes
- 1 - Rarely
- 0 - Never

[Handwritten Signature]
Registrar
Vikram University
Ujjain

11. Your mentor/ Teacher in charge does a necessary follow-up with an assigned task to

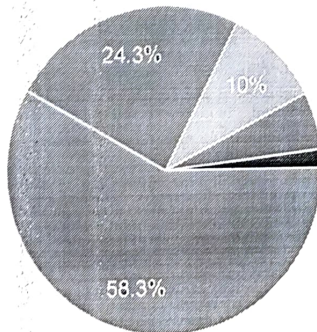
321 responses



- 4 - Everytime
- 3 - Usually
- 2 - Occasionally/Sometimes
- 1 - Rarely
- 0 - I don't have a mentor

12. The teachers illustrate the concepts through examples and applications.

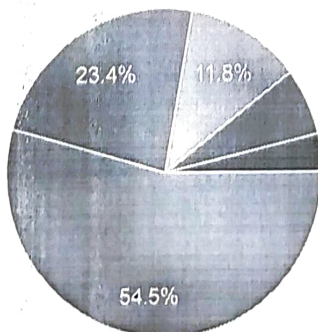
321 responses



- 4 - Everytime
- 3 - Usually
- 2 - Occasionally/Sometimes
- 1 - Rarely
- 0 - Never

13. The teachers identify your strengths and encourage you with providing right level of challenges.

321 responses

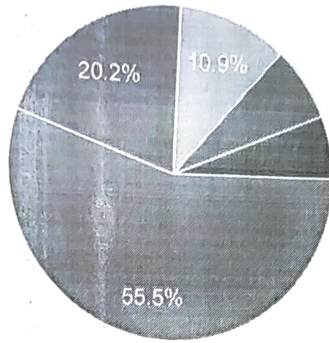


- 4 - Fully
- 3 - Reasonably
- 2 - Partially
- 1 - Slightly
- 0 - Unable to

gms
Registrar
Vikram University
Ujjain

14. Teachers are able to identify your weaknesses and help you to overcome them.

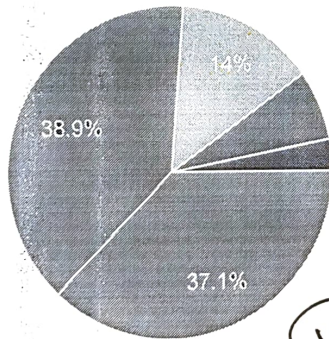
321 responses



- 4 – Everytime
- 3 – Usually
- 2–Occasionally/Sometimes
- 1 –Rarely
- 0–Never

15. The institution makes effort to engage students in the monitoring, review and continuous quality improvement of the teaching learning process.

321 responses

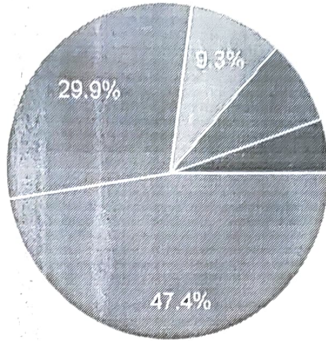


- 4 – Strongly agree
- 3–Agree
- 2–Neutral
- 1–Disagree
- 0– Strongly disagree

YWSM
Registrar
Vikram University
Ujjain

16. The institute/teachers use student centric methods, such as experiential learning, participative learning and problem solving methodologies for enhancing learning experiences.

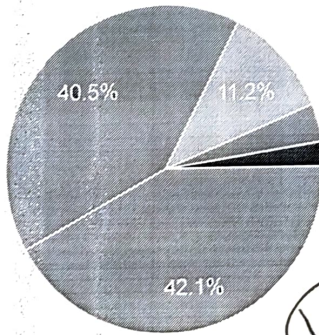
321 responses



- 4 - To a great extent
- 3 - Moderate
- 2 - Some what
- 1 - Very little
- 0 - Not at all

17. Teachers encourage you to participate in extracurricular activities.

321 responses

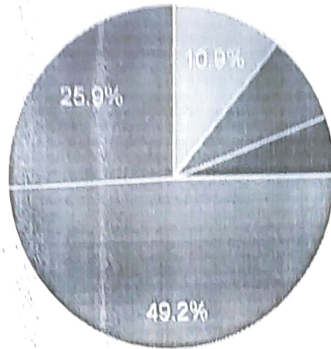


- 4 - Strongly agree
- 3 - Agree
- 2 - Neutral
- 1 - Disagree
- 0 - Strongly disagree


Registrar
Vikram University
Ujjain

18. Efforts are made by the institute/ teachers to inculcate soft skills, life skills and employability skills to make you ready for the world of work.

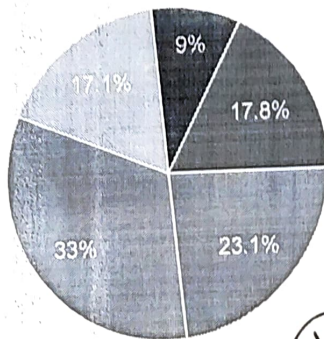
321 responses



- 4 - To a great extent
- 3 - Moderate
- 2 - Some what
- 1 - Very little
- 0 - Not at all

19. What percentage of teachers use ICT tools such as LCD projector, Multimedia, etc. while teaching.

321 responses

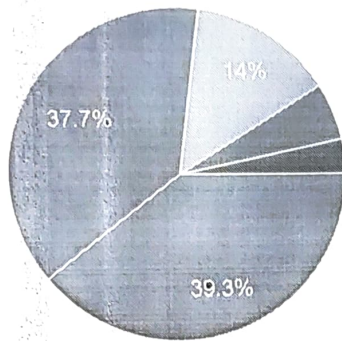


- 4 - Above 90%
- 3 - 70 - 89%
- 2 - 50 - 69%
- 1 - 30 - 49%
- 0 - Below 29%


Registrar
Vikram University
Ujjain

20. The overall quality of teaching-learning process in your institute is very good.

321 responses



- 4-Strongly agree
- 3-Agree
- 2-Neutral
- 1-Disagree
- 0-Strongly disagree

21. Give three observation / suggestions to improve the overall teaching - learning experience in your institution.

321 responses

Good

Very good

Nothing

Yes

No

Good

It's all good

Best

This content is neither created nor endorsed by Google. [Report Abuse](#) - [Terms of Service](#) - [Privacy Policy](#)

Google Forms


Registrar
Vikram University
Ujjain