



विक्रम विश्वविद्यालय, उज्जैन

क्रमांक/अकादमिक/सम्मिलन/2021/ 1182

दिनांक :- 02/11/21

--: अधिसूचना :-

विक्रम विश्वविद्यालय, परिक्षेत्र में संचालित बी.एड पाठ्यक्रम हेतु तदर्थ शिक्षा अध्ययन बोर्ड की बैठक दिनांक 22.09.2021 में लिये गये निर्णय अनुसार बी.एड. पाठ्यक्रम के द्वितीय एवं तृतीय सेमेस्टर में आंशिक संशोधन मान्य करते हुए शेष पाठ्यक्रम यथामान्य किया गया, जो कि सत्र 2021-22 से लागू होगा।

संलग्न :- बी.एड. पाठ्यक्रम।

आदेशानुसार

कुलसचिव

दिनांक :- 02/11/21

क्रमांक/अकादमिक/सम्मिलन/2021/ 1183

प्रतिलिपि :-

01. प्राचार्य, समस्त शासकीय/अशासकीय महाविद्यालय, विक्रम विश्वविद्यालय, परिक्षेत्र।
02. समस्त संकायाध्यक्ष, विक्रम विश्वविद्यालय, उज्जैन।
03. उपकुलसचिव/सहायक कुलसचिव, परीक्षा/गोपनीय विभाग, विक्रम विश्वविद्यालय, उज्जैन।
04. आयुक्त, उच्च शिक्षा विभाग, म.प्र. शासन, भोपाल।
05. कुलपतिजी/कुलसचिवजी के निजी सहायक, विक्रम विश्वविद्यालय, उज्जैन।
की ओर सूचनार्थ प्रेषित।

सहायक कुलसचिव(अकादमिक)

**VIKRAM VISHWAVIDYALAYA,
UJJAIN**



**Syllabus
for
BACHELOR OF EDUCATION**

**Two year
B.ED. DEGREE COURSE**

I, II, III & IV Semesters

2015-16 Academic Year and Onwards

UJJAIN

VIKRAM VISHWAVIDYALAYA,

**Syllabus & Course Structure
For**

BACHELOR OF EDUCATION (B.Ed.)

COURSE STRUCTURE:

B.Ed. Course Scheme of Examination – Semester Scheme

Semester – I

Course/Paper	Hours per week	Total marks	Internal (Formative)	External (Summative)
Group A: Core Course				
CC 1: Educational Psychology	6	100	25	75
CC 2. Education in India- Status, Problems and Issues	6	100	25	75
CC 3. Language across the curriculum – Part 1	4	50	15	35
CC 4. Curriculum Development & School	6	100	25	75
PRACTICAL				
EPC 1 Reading and Reflecting on Texts	2	50	20	30
Total	24	400	110	290

Note:1. Assignments & Tasks for Courses 1,2,3,4

2. Practical exam of EPC-1 should be conducted external examiner appointed by university. External examiner end the marks directly to the university.

**VIKRAM VISHWAVIDYALAYA,
UJJAIN**

Syllabus & Course Structure
For

**BACHELOR OF EDUCATION (B.Ed.)
COURSE STRUCTURE:**

**B.Ed. Course Scheme of Examination – Semester Scheme
Second Semester**

Course/Paper	Hours per week	Total marks	Internal (Formative)	External (Summative)
Group B: Core Course				
CC 1: Learning & Teaching	5	100	25	75
CC 2 Pedagogy of a School Subject – Part 1 (Subject: 1.Hindi 2.English 3.Sanskrit 4.Urdu 5.Biology 6. Mathematics 7 Social Science. 8.Commerce	5	100	25	75
CC 3 Pedagogy of a School (Part II): Subject Knowledge and the Related Pedagogic Dimensions (Subject: 1.Gen.Science. 2.Chemistry 3.Physics 4.History 5.Civics 6.Geography 7.Economics	5	100	25	75
CC 4. Language across the curriculum- Part -2	4	50	15	35
PRACTICAL				
EPC 2 Microteaching	3	50	50	00
EPC 3 Drama & Art in Education	2	50	20	30
Total	24	450	160	290

Note: 1. Assignments & Tasks for Courses 1,2,3,4

2. Practical exam of EPC-3 should be conducted by external examiner appointed by university. External examiner will send the marks directly to the university.

**VIKRAM VISHWAVIDYALAYA,
UJJAIN**

**Syllabus & Course Structure
For**

BACHELOR OF EDUCATION (B.Ed.)

COURSE STRUCTURE:

B.Ed. Course Scheme of Examination – Semester Scheme

Third Semester

Course/Paper	Hours per week	Total marks	Internal (Formative)	External (Summative)
Group A: Core Course				
CC 1: Action Research	4	100	25	75
PRACTICAL				
CC 2 School Internship	16	350	150	200
EPC 4- Educational Psychology Practical	2	50	20	30
EPC 5- Work Experience: 1. Drawing & Painting 2. Horticulture & Gardening 3. Music 4. Computer Work	2	50	20	30
Total	24	550	215	335

Note: 1. (Eight Weeks) Practice Teaching & (Eight Weeks) Internship school

2. Practical exam of CC 2, EPC-4 & EPC-5 should be conducted by external examiner appointed by university. External examiner will send the marks directly to the university.

**VIKRAM VISHWAVIDYALAYA,
UJJAIN**

**Syllabus & Course Structure
For**

BACHELOR OF EDUCATION (B.Ed.)

COURSE STRUCTURE:

B.Ed. Course Scheme of Examination – Semester Scheme

Fourth Semester

Course/Paper	Hours per week	Total marks	Internal (Formative)	External (Summative)
Group B: Core Course				
CC 1: Gender, School & Society	5	100	25	75
CC 2. Educational Technology & ICT	5	100	25	75
CC 3. Creating an Inclusive School	5	100	25	75
CC 4. Optional Course: (Any One of the Subject mentioned below)	5	100	25	75
a. Value Education				
b. Futurology in Education				
c. Health and Physical Education				
d. Guidance and Counseling in School				
e. Environmental Education				
f. Population Education				
PRACTICAL				
EPC 6 : Understanding the Self	2	50	20	30
EPC 7 : Understanding of ICT or Report of Action Research	2	50	20	30

	24	500	140	360
--	----	-----	-----	-----

Note:1. Assignments & Tasks for Courses 1,2,3,4

2. Practical exam of EPC-6 & EPC-7 should be conducted by external examiner appointed by university. External examiner will send the marks directly to the university.

**VIKRAM VISHWAVIDYALAYA,
UJJAIN**

**Syllabus & Course Structure
For**

BACHELOR OF EDUCATION (B.Ed.)

FINAL MARKS AND CREDIT DIVISION OF FOUR SEMESTERS

Semester	External	Internal	Total Marks	weeks
I	290	110	400	24
II	290	160	450	24
III	335	215	550	24
IV	360	140	500	24
Total Marks/Weeks	1275	625	1900	96

VIKRAM VISHWAVIDYALAYA,
UJJAIN

Syllabus & Course Structure
For

BACHELOR OF EDUCATION (B.Ed.)

FINALEXAMINATIONOF FOUR SEMESTERS
THEORY PAPER/INTERNAL/PRACTICAL

Semester	No. of Theory papers & Marks	Internal& Marks	Practical & Marks	Total Marks
I	FOUR (260)	FIVE (110)	ONE (30)	400
II	FOUR(260)	SIX(160)	ONE(30)	450
III	ONE(75)	FOUR(215)	THREE(260)	550
IV	FOUR(300)	SIX(140)	TWO(60)	500
Total Marks/Weeks	895	625	380	1900

Eligibility to take the Examination

- a. A candidate shall appear at the final examination if he/she satisfactorily completes, besides fulfilling all other conditions under regulation of this syllabus.

Guidelines for Internal Assessment:

- 1 The college shall submit to the University all the internal assessment marks pertaining to theory and practicum as detailed in above to the University a week before the commencement of the theory examination along with CD in the format supplied by the University.
- 2 The Registrar (Evaluation) shall arrange for scrutiny of internal marks by constituting a committee of 2-3 members. The committee shall ascertain IA marks in the light of guidelines. The Registrar (Evaluation) shall call for all the IA related records of any Affiliated College without any prior intimation or the screening committee may visit any B.Ed college at any time during the office hours without any intimation; and during such surprise visit, the screening committee shall verify the IA records.
- 3 The individual colleges shall also submit the required descriptive statistics i.e., Frequency distribution, Mean, for (i) Total Internal Assessment (ii) Individual papers and (iii) Internship in Teaching as directed by the Registrar (Evaluation).
- 4 The Principal of the college shall submit a fair copy of the moderated consolidated marks lists incorporating the directions of the Registrar (Evaluation).
- 5 In the instance of any malpractice coming to the knowledge of the Registrar (Evaluation) the matter will be seriously viewed by the University for appropriate action.
- 6 The decision of the University shall be final.

Scheme of Examination:

- 1 There shall be a University Examination at the end of each semester.
- 2 Scheme of studies and examination of the B.Ed. Course (vide Annexure 1)
- 3 The External and internal assessment for each Theory and MOT paper shall be 75 and 25 marks respectively.

Theory Examination – Question Paper Pattern

Pattern of all Question Papers for B.Ed. papers (duration of examination-3 hrs)

Section	No. of questions to be answered	Marks per question	Total marks	Nature of objectives to be covered
A	11 Questions out of 14 questions to be answered	5	55	Knowledge / Understanding / Comprehension type questions. Each should answered in not more 100-150 Words.
B	2 Questions out of 4 question to be answered	10	20	Application, Analysis, Synthesis, Evaluation type questions Each should be answered in about 400-500 Words.
		Total	75	

Section	No. of questions to be answered	Marks per question	Total marks	Nature of objectives to be covered
A	5 Questions out of 7 questions to be answered	3	15	Knowledge / Understanding / type Each should answered in not more than one 75-100 Words.
B	2 Questions out of 4 Questions to be Answered	5	10	Comprehension type Questions Each Should answered in not more than 100-150 words.
C	1 Questions out of 2 question to be answered	10	10	Application, Analysis, Synthesis, Evaluation type questions Each should be answered in about 300-400 Words
		Total	35	

Note : 1. All units in a given subject/paper should be adequately represented in the question paper. 2. Due weightage in terms of marks should be given to each unit.

Internal Assessment:

A. The Internal Assessment marks of the theory papers are as follows.

Particulars	Marks
1. Attendance	5 Marks
2. 1 st Test	5 Marks

3. 2 nd Test	5 Marks
4. Assignment	10 Marks
Total	25 Marks

Attendance Marks Split-up

Attendance (in percentage)	90 and above	Above 80 to 90	Above 75 to 80	70 and below
Marks	5	4	3	No Marks

Community Orientation	Grades
a. SUPW	
b. PE/Games	
c. Citizenship Training Camp (CTC)	

Grades (A= Excellent, B=Good, C= Average)

Final Teaching :-

A	I. Evaluation Lesson plan (Prepared lesson Plan Diary) 50	150
	II. Teaching aids used 50	
	III. Presentation of lesson(any one Pedagogy subject)50	
	BIV.Viva-Voce on pedagogy subject	50

Use of thermo coal in preparation of teaching aids is prohibited since it is non biodegradable. Even thermo coal sheets not be used as base material.

VIKRAM VISHWAVIDYALAYA, UJJAIN
BACHELOR OF EDUCATION (B.Ed.) 2 Year
SYLLABUS

Compulsory Paper

Semester – I

CC 1: Educational Psychology

Objectives: •

- To develop an understanding of different aspects of a child's physical, motor, social and emotional development.
- To understand the developmental process of children with diverse abilities in social, cultural and political context.
- To build sensitivity towards children's developmental needs and capabilities, within their socio-cultural context.
- To develop a sensitive and critical understanding of the different social/educational/cultural/political realities at the core of the exploration into childhood.
- To build an interdisciplinary frame work to interpret, analyse observations and interactions from cross culture psychology.
- To develop critical deconstruction of significant events that media highlights and creates during childhood
- To provide hands-on experiences to interact with children, and training in methods to understand aspects of the development of children.
- To develop the power to interpret how gender caste and social class may impact the lived experience of children.

CONTENT

Unit 1: Perspectives in Development

- Concept , Meaning ,Scope and Function and Educational Psychology
- Introduction to development: concept and introduction to perspectives in development, humanistic psychology and developmental theory
- Enduring themes in the study of development: development as multidimensional and plural; Development as continuing through the life span; ways in which development is continuous/discontinuous? ; Socio-cultural contexts influencing development

- Gathering data about children from different contexts: naturalistic observations; interviews; reflective journals about children; anecdotal records and narratives; Experimental methods with reference to Piaget
- Method: Longitudinal, Cross Sectional, Sequential, Cohort methods: Biographical, Case study and Observational method.

Unit 2: Stages of Human Development

- Child as a developing individual; a psycho-social entity; stages of development
- Developmental characteristics of a child and an adolescent: physical, cognitive, social, emotional, moral and language; their interrelationships
- Developmental tasks of childhood and adolescence and their implications
- Factors influencing development such as heredity & environment, media, nutrition, child-rearing practices, siblings and peers
- Commonalities and diversities within the notion of childhood and how multiple childhoods are constructed with particular reference to the Indian context.

Unit 3: Social and Emotional Development

- Basic understanding of emotions, how differential gender socialization occurs • Personality development: Freud; psycho-social development-Erikson; influence of early childhood experiences on later personality.
- Social theories and gender development: meaning of gender roles; influences on gender roles, stereotypes.
- Development of emotions: functions of emotions, attachment.

Unit 4: Contexts of Socialization

- Concept of socialization: family and child relationships; parenting, child rearing practices
- Schooling: peer influences, school culture, relationships with teachers, teacher expectations and school achievement; being out of school, overage learner
- Relationships with peers: competition and cooperation, competition and conflict; aggression and bullying .
- Social, economic and cultural differences in socialization: implications for inclusion.

Essential Readings

- Cole, M., Cole, S. R. and Lightfoot, C. (2004). *The Development of Children*. New York: Worth Publishers. Chapter 1: The study of Human Development.
- Newman, B. M. and Newman, P.H. (2007). *Theories of Human Development*. London: Lawrence Erlbaum Associates, publishers. Chapter 1: Introduction.

- Papalia, D. E. and Olds, S. W. (2003). *Human Development*. New York: McGraw Hill Higher Education. Chapter 1: The Study of Human Development, Chapter 2: Theory and Research, Chapter 4: Physical Development During the First Three Years, Chapter 7: Physical Development in Early Childhood, Chapter 9: Physical Development in Middle Childhood.
- Saraswathi, T.S. (Ed.) (1999). *Culture, Socialization and Human Development: Theory, Research and Applications in India*. Sage publications. Chapter 4: Theoretical Frameworks in Cross-cultural Psychology, Chapter 6: Individualism in a Collective Culture: A Case of Co-existence of Opposites.
- Vasanta, D. (2004). *Childhood, Work and Schooling: Some Reflections*. *Contemporary Education Dialogue*, Vol. 2(1), 5-29. 6. Mukunda, K. V. (2009). *What Did You Ask in School Today? A Handbook on Child Learning*. Noida: Harper Collins. Chapter 4: Child Development, 79-96.
- Readings for Discussion 1. Aries, P. (1965). *Centuries of Childhood-A social history of the family life*. Random House Inc. Chapter 1: The Ages of Life, Chapter 2: The Discovery of Childhood, and Conclusion - The two concepts of childhood. 2. Harris, M. and Butterworth, G. (2002). *Developmental Psychology: a student's handbook*. New York: Taylor & Francis. Chapter 1: A Brief History of Developmental Psychology.

Advanced readings

- Kakkar, S. (1978). *Indian Childhood: Cultural Ideas, And Social Reality*. New Delhi: Oxford.
- Nambissan, G. (2010). *Exclusion and Discrimination in Schools: Experiences of Dalit Children; Working paper series Volume 01, Number 01*, Indian Institute of Dalit Studies and UNICEF.
- Kakkar S. (1991). *The Inner World: A Psycho-analytic study of childhood and society in India*. Delhi: Oxford University Press.
- Sandra, L. Bem (1987). *Gender Schema Theory and its Implications for Child Development: raising gender a schematic children in a gender schematic society*, in M.R. Walsh, (ed). *The Psychology of Women*. Harvard University Press Cambridge, 206-226.
- Weiner, M. (1991). *The State and the Child in India: Child Labour and Education Policy in Comparative Perspective*. Princeton: Princeton University Press.

CC 2. Education in India- Status, Problems and Issues

Objectives:

- To develop perception of the role and functions of a teacher as envisaged in the NPE 1986 and to familiarize the Student Teacher with the different projects and schemes at Secondary level in M.P.
- To develop an understanding of the brief historical background of Indian Education with special reference to Secondary Education.
- To develop an understanding of the objectives and scope of Secondary Education.
- To develop an awareness of the professional ethics.

CONTENT

UNIT 1: Concept of Education –

- Indian and Western. Aims of Education; Functions of Education.
- Education as an instrument of Social Control, Social Change,
- Preservation of Cultural Heritage and Values.
- School and the society, Culture and Education, School as a Social System. Agencies of Education – Informal, Formal and Non-formal .

UNIT 2: Salient Features of Ancient Indian Education –

- Vedic, Buddhist, Islamic Tradition in Education.
- Major landmarks of British System of Education in Colonial India particularly from the viewpoint of Aims, Structure, Curricula and Methods of Education.
- Efforts towards evolving a national system of Education with respect to vivekanand, Tagore, Gandhi ,J.Krishnamurti ,GijuBhai& Modern View.

Unit -3: Secondary Education

- General Aims and Objectives of Secondary Education and Structure., Education during Post Independence Period. Constitutional provisions for education, Secondary Education commission 1952-53, Education Commission 1964-66, New Education Policy 1986 with Programme of Action 1992,
- Different streams of Secondary Education 1) C.B.S.E. 2) I.C.S.E. and 3) MPSBE with respect to curriculum.4) Examination System etc.,

- Secondary School Teacher – Qualifications, Competences, Job Profile, Professional Code of Ethical conduct.
- Role of Secondary school teacher in Emerging India.

Unit - 4: Teacher Education and Secondary School Curriculum

- Status, Aims and Objectives of Teacher Education in India.
 - Role and Responsibilities of NCTE , NCERT, SCERT, DIET,CTE, IASE
 - Professional organisation in the field of Teacher education
 - RastriyaMadhyamikaShikshanaAbiyana (RMSA), NCF-2005,NCFTE -09
 - Programmes for enhancing efficiency and productivity of school teachers- In-service training – orientation and content enrichment programmes.

Assignments: (Any two of the following.)

- Prepare and execute a plan for making at least two children and one adult literate from the community.
- Plan and organize a field trip/excursion to a nearby area of educational important and submit a report.
- Visit to block or district and divisional educational offices and study their educational management pattern and submit the report.
- Prepare one project for institutional planning.
- Critically Study the working of the one of the parent teacher association in any two secondary schools.
- A critical survey of co-curricular activities in secondary schools.

Reference:

- 📖 Anand C. L. *et al.*, (1993) *Teacher and Education in the emerging Indian society* NCERT New Delhi.
- 📖 Coombs Philips H (1985) *The World Crisis in Education*. New York. Oxford University Press, New York
- 📖 Delors, Jaeques (1996) *Learning the Treasure within Report to UNESCO of the Internal Commission on Education for Twenty First Century* UNESCO.
- 📖 Dewey I (1952) *Experience in Education*, Collier Macmillan.
- 📖 Dewey S (1956) *Democracy in Education* New York: Macmillan.
- 📖 Gandhi M. K. (1956) *Basic Education*, Ahmedabad Nalijiban.
- 📖 Government of India (1952) *Report of the Secondary Education Commission*, New Delhi:- Ministry of Education.
- 📖 Government of India (1966) *Report of Education Commission Ministry of Education*,

New Delhi.

- ❑ Government of India MHRD (1986) (Revised 1992) *National Policy of Education*, New Delhi.
- ❑ Government of India (1992) *Report of Core Group on Value Orientation of Education Planning Commission*.
- ❑ Kneller G. F. (1978) *Foundation of Education*, New York: John Willy and Sons.

- ❑ Kneller George (1978) *Introduction to Philosophy of Education*, New York: John Willey and Sons INC.
- ❑ Mani R S. (1964) *Educational Ideas and Ideals of Gandhi and Tagore*, New Book Society, New Delhi.
- ❑ Mathur S.S. (1988) *A Sociological Approach to Indian Education*, Agra, VindoPrakashan.
- ❑ Mookherjee K.K. (1972) *Some Great Educators of the World*, Fas Gupta & Ce Put Ltd. Calcutta.
- ❑ Mukherjee S. N. (1966) *History of Education in India*, Baroda. Acharya Book Depot.
- ❑ Naik J. P. and Syed N (1974) *A Student's History of Education in India*, New Delhi. Macmillan Co.
- ❑ Naik J. P. (1975) *Equality, Quality & Quantity: The Elusive Tringle of Indian Education* Bombay : Allied Publishers.
- ❑ NCTE (1988) *Gandhi on Education* , New Delhi
- ❑ Salamaliba(1979) *Education in Social Context*, New Delhi. NCERT.
- ❑ Parekh priyanshi (2016)*Human Right Education and Society*, R.B. S.S. Publishers Jaipur

CC 3. Language across the curriculum – Part 1

Objectives

- Aim of the Course Language is the medium for comprehending ideas, for reflection and thinking, as well as for expression and communication.
- Enhancing one's facility in the language of instruction is thus a vital need of student- teachers, irrespective of the subject areas that they are going to teach.
- This course is visualized as a range of primarily text-based language activities, which will aid in strengthening the ability to 'read', 'think', 'discuss and communicate' as well as to 'write' in the language of instruction.
- It is likely that student teachers will begin the programme with different levels of language ability; hence group work that supports different levels of learning is envisaged as a central feature of this course.

Course outline

UNIT 1: ENGAGING WITH NARRATIVE AND DESCRIPTIVE ACCOUNTS

- The selected texts could include stories or chapters from fiction, dramatic incidents, vivid descriptive accounts, or even well-produced comic strip stories.
Suggested Activities
- Reading for comprehending and visualizing the account (individual plus group reading and discussion/explanation)
- Re-telling the account – in one's own words/from different points of view (taking turns in a smaller group)
- Narrating/describing a related account from one's life experience (in front of a smaller group)
- Discussion of characters and situations – sharing interpretations and points of view (in a smaller group)
- Writing based on the text, e.g. summary of a scene, extrapolation of story, converting a situation into a dialogue, etc. (individual task).

UNIT 2: ENGAGING WITH POPULAR SUBJECT-BASED EXPOSITORY WRITING

- The selected texts could include articles, biographical writing, or extracts from popular non-fiction writing, with themes that are drawn from the subject areas of the student teachers (various sciences, mathematics, history, geography, literature/language pieces) For this Unit, the student-teachers should work in groups divided according to their subjects, within which different texts could be

read by different pairs of student-teachers.

Suggested Activities

- Reading to extract overall meaning, information, subject knowledge (guided reading in pairs and simple note making)
- Identifying major concepts and ideas involved and making notes on these in some schematic form – flow diagram, tree diagram, mind map, etc. (guided working in pairs)
- Explaining the gist of the text/topic to others (in the larger subject group)
- Attending the writing style, subject-specific vocabulary and 'perspective' or 'reference frame' in which different topics are presented—this will vary across subjects and texts, and requires some interpretative skills for 'placing' the context of each text (group discussion and sharing)
- Writing a review or a summary of the text, with comments and opinions (individual task)

UNIT 3: ENGAGING WITH JOURNALISTIC WRITING

- The selected texts would include newspaper or magazine articles on topics of contemporary interest. Student-teachers can be grouped randomly for this Unit.

Suggested Activities

- Using reading strategies, such as scanning, skimming and reading for extracting information – as appropriate for initial reading of articles (guided individual task)
- Analysis of structure of the article, identifying sub-headings, key words, sequencing of ideas, use of concrete details, illustrations and/or statistical representations, etc. (guided working in pairs)
- Critical reading for attending 'framing' of the article, point(s) of view presented, possible biases or slants (small group discussion)
- Researching and writing articles on topics of local interest (working to produce a local interest magazine).

References :

1. Bose, R. B. N. & Sterling, T. S. : Elements of English Rhetoric and Prosody; Chakraborty, Chatterjee Co. Ltd. Calcutta, Latest Edition.
2. Bright, J. A. & McGregor, G. P.; Teaching English as a Second Language, ELBS & Longman, London, 1978.
3. Brumfit, C. J. & Johnson, K.; The Communicative Approach to Language Teaching, OUP, Oxford, 1979.
4. Heaton, J. B. : Language Testing, Modern English Publication Ltd., Great Britain, 1982.

5. Hornby, A. S. : Oxford Advanced Learner's Dictionary of Current English, OUP, Oxford, Latest Edition.
6. Johnson, J.; The Communicative Approach to Language Teaching, OUP, Oxford, 1979.
7. Johnson, K. : Communicative Syllabus Design and Methodology, Pergamum Press, Oxford, 1982.
8. Jones, D. : English Pronouncing Dictionary, ELBS, London, Latest Edition.
9. Kemp, et al.; Designing Effective Instruction, Macmillan College Publishing Company, 1994.
10. Krashen, S.; Second Language, Acquisition and Second Langu., Learning, Pergamum Press, New York, 1979.

Suggested Reading:

- Agnihotri, R.K., Khanna, AL, 1994(Eds). Second Language Acquisition: Socio-Cultural and Linguistic Aspects of English in India(RALI), New Delhi, Sage Publication
- Baruah, T.C. 1984, The English Teachers Handbook, New Delhi, Sterling Publishers.
- Bansal, R.K. and Harrison, J.B., 1972: Spoken English in India, Madras, Orient Longman
- Brown, J.D. 1996: Testing in Language Programmes, Upper Saddle River, NJ, Prentice Hall Regents
- Chomsky, N. 1986. Knowledge of Language, New York ,Praeger
- Crystal David, 1997. Globalization of English, Cambridge; Cambridge University Press
- Ellis, R. 1992, The Study of Second Acquisition, Oxford, Oxford University Press
- Khulchandani, L.M. 1988: Language in a plural society, Delhi, Motiram Banarasidas and Shimla
- Lewis.M. 1993, The Lexical Approach: The State of ELT and a way Forward, Hove: Language Teaching Publications.
- Lock, G. 1996. Functional English Grammar, Cambridge: Cambridge University Press
- Mohanty, Bilingualism in a Multilingual Society: Psycho Social and Pedagogical Implication, Mysore: CIIL

Nagaraj, Geeta:2001 : English Language Teaching, Orient Longman Limited, Kolkata

NCERT, 2000, Continuous and Comprehensive Evaluation, New Delhi

NCERT, 2005. National Curriculum Framework, 2005, New Delhi

Nuna, D. 1991, Language Teaching Methodology, London Prentice Hall

Richards, J.C, and Rodgers, T.S. 1986, Approaches and Methods in Language Teaching, University of Hawaii, Maroo: Cambridge University Press

Vygotsky, L.S. (1978), Mind in Society, Harvard University Press: Cambridge.

Widdowson, H.G. 1992, Aspects of Language Teaching, Oxford University Press

CC 4. Curriculum Development & School

OBJECTIVES:

CREDITS: 3

- To acquaint students with the nature and types of curriculum.
- To acquaint students with the context of curriculum development and some Innovative Curriculum Models.
- To familiarize students with Designing of Curriculum.
- To give practical experience in Evaluating, Designing and Reviewing Curriculum.

CONTENT:

UNIT I:

- Curriculum – Meaning and Nature, types of Curriculum, Syllabus and Text books –their interrelationship. Issues and problems of existing curriculum.

UNIT II:

- Curriculum Construction, Curriculum Development and Curriculum Designing: Concepts and differences. Determinants and motives of Curriculum Development. Different Curriculum Models-open university, Open School, etc.

UNIT III:

- Steps of Designing different Curriculum. Selection, Gradation and Organisation of Curriculum. Development and Implementation of Curriculum. Enrichment of Curriculum.

UNIT IV: PRACTICALS

- Evaluation of Curriculum
- Designing a Curriculum in a given condition
Reviewing of Syllabus/Books

REFERENCES

- Ashcroft, Kate and Palacio, David: *The Primary Teacher's Guide to the New National Curriculum*. London: Flamer Press, 1995.
- Doll, Ronald C.: *Curriculum Improvement – Decision Making and Process*. London; Allyn and Bacon, 1996.
- Eccles tone, Kathryn: *How to Assess the Vocational Curriculum*. London: Kogan Page Ltd. 1996.
- Hendricks, Joanne: *Total Learning Developmental Curriculum for the Young Child*. New York: Maxwell McMillan International, 1994.
- Hooper, R.: *The Curriculum Context, Design and Development*. The Chaucer Press Ltd., Great Britain, 1977.
- Kaushik, S.L.: *ShikshakramVikas. Rajasthan Granth Academy. Jaipur, 1977.*
- Kelly, A.V.: *The Curriculum – Theory and Practices*. Harper and Row Publishers, London, 1982.
- Kerr, J.E. (Ed.): *Changing the Curriculum*. University of London Press Ltd., London, 1970.
- Lawton, D.: *Class, Culture and the Curriculum*. Routledge and Kegan Paul Ltd., London, 1975.
- Lowy, A. (Ed.): *Handbook of Curriculum Evaluation*. International Institute for Educational Planning, New York, 1977.
- Lowy, A.: *The International Encyclopaedia of Curriculum*. New York: Pergamum Press, 1991.
- Mamidi, M.R. and Ravishankar: *Curriculum Development and Educational Technology*, Sterling Publishers Pvt. Ltd., New Delhi, 1983.
- Nichols, S.H. and Nichols, A.: *Developing Curriculum*. George Allen and Unwin, Boston, London, 1976.
- Oriosky, D.E. and Smith, B.D.: *Curriculum Development – Issues and Insights*. Rand McNally College Publishing Company, USA, 1976.
- Prasad, Janardan&Kaushik, V.K. *Advanced Curriculum Construction*. New Delhi: Kanishka Publishers, 1997.
- Richmond, K.W.: *The School Curriculum*. Methuen and Co. Ltd., London. 1973.

- Saylor, J.G. and Alexander, W.H.: Curriculum, Planning for Modern Schools. London: Holt, Rinehart and Winston, Inc., 1966.
- Wiles, Jon. & Bondi, Joseph C.: Curriculum Development –A Guide to Practice. London: Charles E. Merrill Publishing Co., 1984.

PRACTICAL

EPC 1 READING AND REFLECTING ON TEXTS

OBJECTIVES

- To enable the students to read and response to a Varity of text in different ways
- To develop Meta cognitive awareness
- To enhance the capacities as readers and writers by becoming participants in the process of reading
- To enable the student teachers to work on the field and make predictions and check their predictions and then to summarize.

UNIT I Reading Skills

- Creating environment for reading – reading clubs, class libraries
- Reading aloud and silent reading
- Scaffolding: concept and activities
- Reading different texts types like stories, poems, riddles, jokes, and instructions for games

UNIT II Reading with comprehension

- Reading for global and local comprehension
- Inferences, analysis and extrapolation
- Reading strategies including word-attack strategies
- Discourse analysis
- Using reading as a tool for reference skills i.e. use of dictionary, encyclopaedia and internet
- Using ideas of critical literacy to analyse chapters from textbooks .
- Acquisition of Reading Skills

UNIT III Types of text

- Narrative text
- Expository

- Autobiographical Narratives
- Field Notes
- Ethnographies
- Addressing different types of skills and strategies

Mode of Transaction

- Participating in tasks and activities to improve proficiency in the receptive and productive skills of English.
- Text analysis of school textbooks to improve skills in critical literacy.
- Reflecting on one's own learning to make connections with pedagogy.

Essential Readings

1. Lightbown, P. M & Spada, N. (1999). How Languages are Learned Oxford: Oxford University Press
2. Maley, A. & Duff, A. (1991). Drama techniques in language learning: A resource book of communication activities for language teachers (2nd ed.). Cambridge: Cambridge University Press.
3. Morgan, J. & Rinvulcri, M. (1983). Once upon a time: Using stories in the language classroom. Cambridge: Cambridge University Press.
4. Wright, A. (1989). Pictures for Language Learning. Cambridge: Cambridge University Press.

Advanced Readings

1. Parrot M. (1993). Tasks for language teachers Cambridge: Cambridge University Press
2. Richards, J. & Lockhart, C. (1994). Reflective Teaching in Second Language Classrooms. Cambridge: Cambridge University Press
3. Slatterly, M. & Willis, J. (2001). English for primary teachers: A handbook of activities & classroom language. Oxford: Oxford University Press

VIKRAM VISHWAVIDYALAYA, UJJAIN
BACHELOR OF EDUCATION (B.Ed.) 2 Year
SYLLABUS

Second Semester
CC 1: Learning & Teaching

Aims of the Course

- To become aware of different contexts of learning and situate schools as a special environment for learning;
- To reflect on their own implicit understanding of the nature and kind of learning;
- Gain an understanding of different theoretical perspectives on learning with a focus on cognitive views of learning as well as social-constructivist theories;
- Explore the possibilities of an understanding of processes in human cognition and meaning-making them as basis for designing learning environments and experiences at school; and
- Appreciate the critical role of learner's based on differences and contexts in making meanings, and Educational implications .

UNIT 1: THEORETICAL PERSPECTIVES ON LEARNING

- Implicit knowledge and beliefs about learning (demystifying misconceptions).
- Perspectives on human learning: Behaviourist (conditioning paradigm in brief), cognitivist, information-processing view, humanist, social-constructivist (drawing selectively on the ideas of Skinner, Piaget, Rogers, Vygotsky).
- Concepts and principles of each perspective and their applicability in different learning situations.

UNIT 2: ROLE OF LEARNER IN LEARNING

- Role of learner in various learning situations, as seen in different theoretical perspectives
- Role of teacher in teaching-learning situations: a) transmitter of knowledge, b) model, c) facilitator, d) negotiator, e) co-learner. (The focus is on building understanding of different psychological perspectives of learning and helping student-teacher to learn to apply them in different learning situations).

- Distinctions between learning as 'construction of knowledge' and learning as 'transmission and reception of knowledge'.

UNIT 3: LEARNING IN 'CONSTRUCTIVIST' PERSPECTIVE

- Social-constructivist perspective (also Bruner and Ausubel's perspective) and applications of Vygotsky's ideas in teaching.
- Understanding processes that facilitate 'construction of knowledge' :
 - (i) Experiential learning and reflection
 - (ii) Social mediation
 - (iii) Cognitive negotiability
 - (iv) Situated learning and cognitive apprenticeship
 - (v) Meta-cognition.
- Creating facilitative learning environments, teachers' attitudes, expectations – enhancing motivation, positive emotions, self-efficacy, collaborative and self regulated learning. (The focus is on learning as a constructive rather than a reproductive process. The learner- centered orientation has implications for understanding learning as contextual and self-regulated process and following suitable classroom practices).

UNIT 4: INDIVIDUAL DIFFERENCES AMONG LEARNERS

- Dimensions of differences in psychological attributes—cognitive abilities, interest, aptitude, creativity, personality, values.
- Understanding learners from multiple intelligences perspective with a focus on Gardner's theory of multiple intelligences. Implications for teaching-learning in the light of changing concept of intelligence, including emotional intelligence.
- Differences in learners based on predominant 'learning styles'.
- Differences in learners based on socio-cultural contexts: Impact of home languages of learners' and language of instruction, impact of differential 'cultural capital' of learners.
- Understanding differences based on a range of cognitive abilities—learning difficulties, slow learners and dyslexics, intellectual deficiency, intellectual giftedness. Implications for catering to individual variations in view of 'difference' rather than 'deficit' perspective. (The focus is on understanding the differential learning needs of the learners with regard to abilities, learning styles, language, socio-cultural differences/disadvantage, learning difficulties, and their implications for classroom practices and teaching)

References

- 📖 Aggarwal, J.C. *Essential of Educational Psychology*, Vikas Publishers, Delhi, 1998
- 📖 Aggarwal, J.C. *Essential of Educational Psychology*, Vikas Publishing House, New Delhi, 1994.
- 📖 Bhargava, Mahesh, *Introduction of Exceptional Children*, Sterling Publishers, New

- Delhi, 1994.
- 📖 Bhatia, H.R., *A Text Book of Educational Psychology*, Delhi: McMillan Co., New Delhi, 1977
- 📖 Bhatia, K.K. *Educational Psychology and Techniques for Teaching*, Kalyani Publishers, Ludhiana, 1994.
- 📖 Chauhan, S.S. *Advanced Educational Psychology*, Vikas Publishing New Delhi, 1996
- 📖 Dandapani, S., *Advanced Educational Psychology*. New Delhi. Anmol Publications Pvt. Ltd., 2000
- 📖 DeCecco, John P., *Psychology of Learning and Instruction*, Prentice Hall, New Delhi, 1987.
- 📖 Drescoll, Mercy P.M *Psychology of Learning for Instruction*, Allyn and Bacons, USA, 1993
- 📖 Eshwar, H.S. and Nataraj P., *ShaikshanikaManovijnana, Parichaya: Bhaga I and II, Institute of Kannada Studies*, Union of Mysore, Mysore, 1985
- 📖 Gagne, R.M. *Conditions of Learning and Theory of Instruction*, 4th Edition, Holt Rinehart and Winston, New York, 1977
- 📖 Ghangadharappa, N.R. *ShaikshanikaManovijnana*, RekhaPradhsna, Davengere, 1996
- 📖 Goleman, Daniel, *Emotional Intelligence*. New York: Bantam, 1995
- 📖 GovindaRao., A.V. *ShikshandalliManovijnana*, VidyanidhiPradshana, Gadaga, 1996
- 📖 Kar, Chintamani, *Exceptional Children*, Sterling Publishers, New Delhi, 1992
- 📖 Kundu, C.L. and Tutoo, D.N., *Educational Psychology*, Sterling Publishers, New Delhi, 1980.
- 📖 Kundu, V.L and Totoo, D.N., *Educational Psychology*, Sterling Publishers, New Delhi.
- 📖 Lingren, H.C., *Educational Psychology in the Classroom*, 6th Ed., Oxford University Press, New Delhi, 1980
- 📖 Mangal, S.K. *Advanced Educational Psychology*, Prentice Hall of India. Pvt. Ltd., 1999
- 📖 Mathur, S.S., *Educational Psychology*, 9th Ed., VinodPustakMandir, Agra, 1981
- 📖 Raul, Lizy T., (1998) *Educational Psychology*, CMC Mary Matha, Kerala.
- 📖 Sharma, R.N. *Educational Psychology and Guidance*, Vikas Publishers, New Delhi, 1998
- 📖 Shivashankara H.V. and Basakumar P., *ShaikshanikaManovijnana*, HanjiPrakashanaDavangere, 1977
- 📖 Skinner, C.E. (Ed) *Educational Psychology*, 4th Ed., Prentice Hall of India Pvt., Ltd., New Delhi, 1996

- ❑ Walia, J.S. *Foundation of Educational Psychology*, Paul Publishers, Jalandhar, 2001.
- ❑ Walia, J.S. *Foundations of Educational Psychology*, Paul Publishers Jalandhar, Punjab, 1999
- ❑ Yelon, S.L. and Weinstein, G.W., *A Teacher's World: Psychology in the Classroom*, McGraw Hill Co., Tokyo, 1977.
- ❑ Parekh priyanshi , Jain vaibhav (2020) *Psychology and Education of Exceptional Children*, Priyanshi Ara Publication, Prayagraj-Ujjain

CC 2. Pedagogy of a School Subject – Part 1

Hindi (A)

Objectives : Upon completion of the course, the student-teachers will be able to:

1. Appreciate the importance of teaching Hindi as a second / third Language.
2. Help the Students to understand the aims and objectives of teaching Hindi.
3. Help pupils to acquire basic skills of language teaching, Aims/Objectives.
4. Know the different methods of teaching .
5. Prepare a lesson notes and teach accordingly.
6. Appreciate and use of modern educational media.

Unit 1: Perspectives of Hindi Language, Aims and Objectives of Teaching Hindi

- Meaning and concept of language.
- Nature and importance of language
- Three language formula and Hindi
- Place of Hindi in the Secondary School Curriculum of M.P.
- Present position of Hindi in India
 - a. In the constitution
 - b. In the life of Indian people
- Aims of teaching Hindi as a second / third language.
- Functional aims of Hindi Teaching.
- Cultural Aims of Hindi Teaching. National and International Aims of Hindi Teaching.
- Instructional objectives with practical -- Theoretical background Writing of instructional objectives of Hindi Teaching
- Modification of Objectives in terms of behavioural changes.

Unit 2 : Planning Lessons, Resource Units, Unit Plan, Drill Lessons

- Planning of prose, poetry and Grammar lessons.
- Processing of lesson notes and micro lesson plans.
- Meaning and importance of a Unit plan and administration.
- Resource Units – Use and implications.
- Plan and process of lessons in Practice teaching.

Unit 3: Language Skills

- Development of language skills- listening objectives and importance – activities for its development
- Speaking – Objectives – activities for its development – role of learning by heart, role-play, extempore and prepared speeches, debates, languages games, substitution table need for correct pronunciation – Remedial Measures
- Reading – Objectives – Types of reading silent and loud, intensive – methods of teaching reading
- Writing – Objectives – Characteristics of handwriting – dictation
- Composition – Objectives – Types - Oral, written and picture composition – Free and guided composition, Translation – Objectives- Importance's – Characteristics of good translation

Unit 4 :Curriculum Design

- Principles of Curriculum construction of Hindi
- Curriculum Design in Hindi - Subject centered – Learner Centered – Problem centered.
- Transaction of curriculum / Co-curricular ,Extra curricular activities pertaining to teaching and learning.
- Curriculum of prose – poetry and composition. Prose – Ancient / Medieval / Modern prose versions. Poetry – Bhakti period – Ritti period – Modern period. Composition – Exercises , Assignments and remedial teaching activities and Grammar – Translations
- Curriculum development and evaluation.

Seminar Topics (any one)

- a) Preparing scheme of assessment
- b) A study of an author / poet.
- c) Developing Linguistics Skills.
- d) System our examination.
- e) Importance of teaching materials for effective teaching.

Practicum











- a) Review of Books – 8, 9 standard school text books.
- b) Resource Unit Uses.
- c) Unit plan processing.
- d) A study of an Author / Poet.
- e) Developing Linguistics Skills.

Assignments (any one)

1. Solving grammar exercise of 8th and 9th Standard Text books of second language Hindi/Third Language. Hindi
2. Preparing crossword puzzles on technical terms, difficult terms of prescribed Hindi Text Books.
3. Construction of substitution – tables on the concerned texts
4. Report on constitutional provisions – provided to Hindi and the implication.

(Note: Records should be maintained).

References

-  Bhai.Y (1978) *Hindi Bhasashikshan*. VinodPustakMandir Agra.
-  *BhasaVishesshank Patrick* (1980) Department of Education, Rajasthan , Bikaner
-  Chaturvedi, V.S. (1999) *Adhapan Kala*. Varanasi: GgopinathBhargavNandKishor and Sons.
-  Jha, L. (1940) *BhashaShikshanPaddhbat*. Allahabad: N.G. Saigal. U.P Press.
-  John, D. (1953) *The Study of Language*. Harward University Press.
-  Keshav Prasad (1984) *Hindi Shikshan*. Delhi; Dhanapatrai and Sons
-  *Kothari Commission Report* (1968) Govt. of India, New Delhi
-  Narang and Bhatia (1987) – *Hindi–ShikshanVidhi*..Ludhiana :Prakash Brothers.
-  NirajkumarSinha (1990) *Madhyamik–Vidyalayome Hindi Shiksha*. Jaipur: Hindi Grantha Academy.
-  Robert. L. (1964) *Language Teaching: A Teacher's Book*. New York:

Megrewtill.

- 📖 Ryburu, W.M. (1950) *The Teaching of the Mother Tongue*. Madras: Oxford University Press.
- 📖 Sattigeri, K.I (1997) *Nutan Hindi Shikshan*. Belgaum: VijayaSattigeri.
- 📖 Srivastava, B.D. (1968) *The Structural Approach to the Teaching of English*. Agsa: Ram Prasad and Sons.
- 📖 Sugandhi, Deepak (2004) *Hindi ShikhaPranali* .Ilkal :NehaPrakshan. Karnataka
- 📖 Sugandhi, V. (2003) *Hindi Adhayapan*. Kolhapur, Creative Publishers.
- 📖 SyandhyaMukarji (1989) *Hindi BhashaShikshan*.Lucknow: Prakshan Kendra. Uttar Pradesh.

English(B)

Objecti

ves: upon completion of the course the student teacher will be able to:

1. To master the different techniques, devices of the Second language structure, sounds and vocabulary.
2. To understand the status of English language.
3. To distinguish between different approaches and methods of teaching English and their use in the classroom.
4. Acquire the basic skills of language learning.
5. Plan and execute of different types of lessons in prose, poetry according to classroom situations.
6. To appreciate the importance and use of suitable audio -visual aids in class room situations.
7. To know the principles of curriculum construction.
8. To prepare and use appropriate tools of evaluation to measure the linguistic abilities of the pupils.
9. To realize his/her responsibilities as language teacher and pursue towards the aims of professional growth.
10. To guide the students to use the language correctly.

Unit 1 : Nature of English Language

- 1.1 Language its nature and structure - Meaning of language, Functions of language - Informative, expressive and Directive Linguistic Principles.
- 1.2 Structure of English Language - phonological, morphological, Syntactic, Semantic and graphic (a brief explanation of the concepts)

Unit 2 : Aims and Objectives of Teaching English

- 2.1 Aims and objectives of teaching English at the Secondary School level as first and second language.
- 2.2 English as a library language, link language and international language.
- 2.3 Position of English in India before and after Independence - The three language formula its meaning and scope.

Unit 3 : Instructional design of Teaching English Language

- 3.1 Teaching of Prose - detailed and non-detailed Objectives - Methods and Approaches steps in lesson planning.
- 3.2 Teaching of poetry - Objectives - Methods and Approaches - Steps in lesson planning.
- 3.3 Teaching of Grammar - Objectives - Formal and Functional -Methods of teaching grammar.
- 3.4 Use of mother tongue in teaching of English, different occasions for its effective use
- 3.5 Preparation of Unit plan, Resource Unit.

Units 4 : Methods, Approaches to Develop English Language Skills

Psychological principles of learning English as a foreign language. Methods and approaches of Teaching English

- a. Grammar Translation Method.
 - b. Direct Method
 - c. Bilingual method.
 - d. Structural approach- Dr. WEST method
 - e. Communicative approach.
- 4.1 Development of language skills - listening objectives and importance - activities for its development.
 - 4.2 Speaking - Objectives - Activities for its development , role of learning by heart, role-play, extempore and prepared speeches, debates, language games, substitution table need for correct pronunciation, defects in pronunciation - Remedial Measures.
 - 4.3 Reading - Objectives - Types of reading - silent and a loud, intensive - methods of teaching reading.

4.4 Writing - Objectives - Characteristics of handwriting - dictation.
Composition - Objectives - Types (oral, written and picture composition) Free and guided composition Translation - Objectives- Importance - Characteristics of good translation.

Reference

- 📖 Ahuja R.L. (2000) *Teaching of English as a Foreign Language* - Indian Press Publications Allahabad.
- 📖 Allan C, R (1971) *Teaching English as a Second Language*. New-Delhi. McGrawhill.
- 📖 Allen H.B. and Compell P.N.(1979) *Readings in Teaching English as a Second Language*
- 📖 Baruah T.C. (1984) *The English Teachers Handbook*. Sterling Publishers.
- 📖 Billows: F.L. (1961) *The Techniques of Language Teaching* : London, Longman.
- 📖 Bright J. A. and McGregor C.P. (1970) *Teaching English as Second Language*. London, Eases,.
- 📖 Gordon B.S. (1960): *The Teaching of English in Free India*, Madras: Christian Literature Society.
- 📖 Hornby A.S. *The Advance Learner's Dictionary of Current English Language*.
- 📖 Hudeson, N. and McAdem, B. (2000) *English without Errors*, London.
- 📖 Kohli A. L. (1984) *Techniques of Teaching English*, 9th Edition: Delhi, DhanpalRai and Sons, Pvt. Ltd.
- 📖 Menon and Patel (1957) *Teaching English as a Foreign Language*, Baroda Acharya Book Depot.
- 📖 Sachdeva M.S. (1976): *A New Approach to Teaching English in Free India*. Ludiana Publications.

Sanskrit(C)

Objectiv

es - Upon completion of the course the student-teacher will be able to:

1. Understand the importance of Sanskrit language and its contribution to Indian culture and emotional integration.
2. Understand the aims and objectives of teaching Sanskrit and state them in the

form of specific behavioural changes.

3. Prepare objective based lesson plans and implement them.
4. Understand the basic skills of language learning.
5. Understand the principles of curriculum construction in Sanskrit.
6. Understand the different methods of teaching Sanskrit and use them in his practice teaching lessons.
7. Understand the importance of appropriate instructional material and use them in his practice teaching lessons.
8. Understand the importance of Language Laboratory.
9. Understand the importance of Evaluation, prepare and use different tools of Evaluation in language learning.
10. Understand the importance of co-curricular activities in language learning.
11. Imbibe the special qualities of Sanskrit teacher.

Unit 1 : Sanskrit Language – Nature and Importance

- Importance of Sanskrit language
- Contributions of Sanskrit to other Indian Languages to Indian culture and tradition and to emotional integration

Unit 2 : Place of Sanskrit in the Secondary School Curriculum

- Aims & Objectives of teaching Sanskrit with reference to three language formula.
- Instructional Objectives - Specifications of each objective in the form of specific behavioural changes.

Unit 3 : Lesson Plan in Sanskrit Language

- Planning lesson plans in prose, poetry, grammar and composition.
- Unit plan : importance, characteristics, format
- Resource unit: importance, characteristics, format
- Micro lesson plan: importance, format, practice

Unit 4 : Development of Language Skills, Curriculum Design

- Listening: importance, activities for its development.
- Speaking: importance, characteristics of good speaking, activities for its development.
- Reading: mechanics of reading, objectives, different kinds of reading – silent reading and loud reading.

- Writing: importance of good handwriting - specialties of the Devanagari script, causes of spelling mistakes, remedial measures.
- Principles of curriculum construction of Sanskrit.
- Curriculum design in Sanskrit: subject centered, learner centered, problem centered.
- Transaction of curricular/ co-curricular activities.
- Curriculum development and evaluation.

Reference

- 📖 Apte.D.G. (2000) *Teaching of Sanskrit*. Bombay : Padma Publications.
- 📖 Shanbhag D.N. (2002) *Subhoda Sanskrit Vyakarana*. Dharwad: Bharat Book Depot & Publications.
- 📖 Hulkerikar. G.S. (1998) *The Problems of Sanskrit Teaching*. Kolhapur : Bharat Book Depot.
- 📖 Narasimharao. K.V.V.L. (1997) *Evaluation in Language Education*. Mysore: CIIL Publications.
- 📖 Patnayak. P. (1997) *Language Curriculum*. Mysore: CIIL Publications.
- 📖 RamashakalPandeya. (2000) *Sanskrit Shikshan*. Agra: PustakaMandir.
- 📖 Ramavarmaraja . K. (2000) *The Teaching of Sanskrit*. Madras : Sanskrit Education Society.

URDU(D)

Vikram University

Teaching of Urdu

Objectives—

- 1 To acquire awareness of the objectives Urdu at the Secondary level
- 2 To understand the significance of communication skills
- 3 To get acquainted with the methods of teaching Urdu
- 4 To develop the skills of preparing and using effectively the instructional materials for the teaching of Urdu
- 5 To get acquainted with the various aspects of the Urdu study and devices of language learning
- 6 To develop diagnostic and remedial skills in teaching of Urdu

Syllabus—

- 1 Objectives of Teaching and Learning of Urdu at Secondary Level
Mother Tongue Learning—Role and Importance of Mother Tongue
Aims and Objectives of Teaching Urdu
As First Language
As Second Language
As Third Language
Role of Urdu in India and its Place in the School Curriculum
The Curriculum of Urdu in the Secondary School
Qualities and Role of the Urdu Teacher
- 2 Methods and Approaches
Translation Method
Direct Method
Bilingual Method
Discussion Method
Structural Approach
Situational Approach
Communicative Approach
- 3 Teaching of Skills
Teaching Alphabets and Spelling
Teaching Prose
Teaching Poetry
Teaching Grammar

Teaching Composition

4 Inculcation of Habits

Listening Comprehension

Practice in Listening and Comprehension

Implications of Stress and Intonation

Making Notes While Listening

Communication Habits

Use of Spoken Forms in Dialogue, Stories, Reading Aloud, Dramatisation and Poetry Reading

Correct Use of Stress and Intonation and Division of Utterance Into Meaningful Word-Groups

Good Reading Habits

Reading with Appropriate Speed for Various Purposes Such as Studying, Looking for Information, Scanning etc.

Reading for Overall Comprehension, Practice of Analysing a Text for Organisation

Reading for Evaluation

Reading for Appreciation of Form, Style and Author's Personality

Reading for Facts, Reasoning, Logical Relationship, Definitions, Generalisations, Understanding Diagrams

Reading Manuals, Charts, Schedule and Rule Books

Good Writing Habits

Advanced Mechanics of Writing i. e. Spelling, Punctuation, Indenting, Title and Subtitle of Sections, Underlining, Quotations, Use of Parentheses, Use of Abbreviations, Capital Letters and Correct Forms of Address in Letters Applications etc.

Organisation of a Paragraph, An Essay or a Paper i. e. Organisation of Matter

5 Lesson Planning

Prose—Fictional and Non-Fictional; Informative, Descriptive and Emotional

Poetry—Development of the Emotional Aspect, Expression and its Aesthetic Sense, Components of Poetry Teaching

Grammar

Vikram University

Composition—Relationship between Oral and Written Composition

Audio-Visual Aids—Importance, Types, Production and Usage

6 Evaluation

New Directions in Evaluation

Continuous and Comprehensive Evaluation

Diagnostic Tests and Remedial Tests and Remedial Techniques

Self Evaluation and Self Correcting Exercise

Writing Objective Type Test Items under the Cognitive, Affective and Psychomotor Domains

Different Kinds of Exercises, Checklists, Probes and Progress Records

Assignments—

- 1 Dividing syllabus into units and arranging them in proper sequence
- 2 Critical study of any one Urdu text-book prescribed for class IX, X, XI, or XII
- 3 Preparation of a Unit Plan for teaching Urdu
- 4 Preparation of a Lesson Plan for teaching Urdu
- 5 Preparation of Question Papers and Test Items

Reference—

- 1 Ahmed Husain—Tadrees-e-Urdu
- 2 Dr. Farooq Ansari—Instructional Material for Teachers on the New Techniques and Approaches of Teaching Urdu at Secondary Level
- 3 Her Majesty's Publication—Teaching the Mother Tongue in Secondary Schools
- 4 Jalees Abidi—Ibtidayee School main Taleem ke Tariqey
- 5 Moinuddin—Hum Urdu Kaise Parhayen
- 6 Rafiq Kareem—Urdu Zaban. Ka Tariqa-e-Tadrees
- 7 Salamat Ullah—Buniyadi Ustad ke Liye
- 8 Salamat Ullah—Hum Kaise Parhayen
- 9 Saleem Abdullah—Urdu Kaise Parhayen

Biological Science(E)

Objectives: - On completion of the course the student teacher will be able to :

1. Understand the nature, scope & importance of Biological Sciences and get acquainted with ancient as well as modern developments in the field of Bio-Sciences.
2. Understand the Aims, Objectives of teaching Bio-Science and will be able to state the objectives in behavioral terms
3. Acquaint with the Resources for teaching Biology & their effective Utilization.
4. Get exposed to Micro teaching and preparing Resource Unit, Unit Plan & Lesson Plans.
5. Understand the concept of curriculum, principles of curriculum construction and trends curriculum revision
6. Be introduced to various methods, approaches & models of teaching Biological Science and implement them in their teaching practice.
7. Understand and prepare the different types of test items for the Evaluation of students performance in Biology.
8. Appreciate and inculcate the Competencies and commitments needed for a biological Science Teacher.
9. Plan & execute various curricular & co-curricular activities related to teaching of Bio-Science

CONTENT

Unit 1:1.1 Introduction to Teaching Biological Science

- 1.1.1 Biological Science: Meaning, Nature and Scope
- 1.1.2 Relationship between Biology & human welfare
- 1.1.3 Latest developments in the field of Biology

1.2 Co-curricular Activities and Resources in Teaching Biological Science

- 1.2.1 Bio Science laboratory - Need and importance, equipping, Bio-lab, Organizing the practical Work
- 1.2.2 Project Activities: Aquarium, Viverium, Terrariums, Museum, School garden,
- 1.2.3 Preservation of specimen through plastination-Meaning, Importance and Steps.
- 1.2.4 Meaning, importance and Organization of Co-Curricular Activities
- 1.2.5 Bio-Science Club – organisation& its activities
- 1.2.6 Bio Science Exhibition
- 1.2.7 Field trips
- 1.2.8 Bio-Science Quiz
- 1.2.9 Nature Study
- 1.2.10 Bird watching
- 1.2.11 Collection & Preservation of Specimens-Plants and Animals

Unit 2: Aims and Objectives

- 2.1 2.1.1 Utilitarian, Cultural and Disciplinary Aims
Scientific Attitude and Training in Scientific Method

- 2.2 Instructional Objectives:
Bio - Science in Secondary schools:
 - 2.2.1 As per NCERT Curriculum Framework-2000
 - 2.2.2 As per NCTE Curriculum Framework
 - 2.2.3 As per National Curriculum Framework-2009
- 2.3 Behavior Specifications of Instructional Objectives:
 - 2.3.1 Knowledge
 - 2.3.2 Understanding
 - 2.3.3 Application
 - 2.3.4 Skill

Unit 3: Approaches, Methods and Models of Teaching Biology

- 3.1 Approaches:
 - 3.1.1 Structure and function Approach
 - 3.1.2 Types specimen Approach
 - 3.1.3 Inductive and Deductive Approach
- 3.2 Methods of Teaching
 - 3.2.1 Guided Discovery Method
- 3.3 Models of Teaching:
 - 3.3.1 Biological Science Enquiry Model (Joseph Schwab)
 - 3.3.2 Memory Model (J. Lucas)

Unit 4: Instruction Design in Teaching Biological Science.

- 4.1 Pedagogical Analysis: Analysis of 8th, 9th and 10th Standard Biology Text book of Karnataka State
- 4.2 Lesson Planning- Meaning, Importance and format according to active learning strategies.
- 4.3 Unit Plan - Meaning, importance and steps
- 4.4 Resource Unit - Meaning, importance and components.

Assignments (any one)

1. Preparing power point slides for any selected unit in VIII or IX class Biology.
2. Preparing a set of (OHP) transparencies
3. Slides for a selected Unit in 10th Std. Biology.

Practicum:

1. Writing of Instructional objectives & behavioral specifications on a selected Unit.
2. Preparing improvised apparatus in Biology
3. Preparing a lesson Plan on any topic in Biology using any innovative Method / Model of Teaching
4. Developing an Achievement test / Diagnostic test

References

- 📖 Buffaloe, N.D. Throneberry (1969) - *Principles of Biology*, Prentice Hall of India, New Delhi.
- 📖 Chikkara & Sharma (1989) *Teaching of Biology*, Prakash Bros. Ludhiana.
- 📖 Green T.L. (1965) - *Teaching of Biology in Tropical Secondary Schools*, Oxford University Press, London.
- 📖 Guddalli NM (1993) - *VignanaBhoodane*, Bharat Book Dept. Dharwad.
- 📖 Mangal S.K., (1997) *Teaching of Physical & Life Sciences* Avg. Book Depot. New Delhi.
- 📖 Miller & Blaydes (1962) - *Methods & Materials for teaching of Biological Science*, Tata Mc.Grahill Pub. Co - New Delhi.
- 📖 Narendra Vaidya (1971) *The Impact of Science Teaching*, Oxford and IBH Pub.Co. New Delhi.
- 📖 NCERT (1982) *Teaching of Science in Secondary Schools*, New Delhi.
- 📖 Patil S. S & Rakkasagi (1998) - *Jeeva VignanaBhoodane*, Vidyanidhi Prakashan, Gadag.
- 📖 Sharma L.N. (1977) *Teaching of Life Science*, Dhanpat Rai & Sons, New Delhi.
- 📖 Sivashankar H.V., and Basavakumaiah, P. (1987) - *VignanaBhoodane*, Hanji Prakashan, Davangere.
- 📖 Sood J.K. (1987) *Teaching of Life Sciences*, Kohli Pub. Chandigarh.
- 📖 Thurber & Colletta (1964) *Teaching of Science in Today's Secondary School*, Prentice Hall Pvt. Ltd, New Delhi
- 📖 UNESCO (1978) - *New Source book of Science Teaching*, Oxford & BH Pub. Co. Ltd., New Delhi.
- 📖 Yadav K. (1995) - *Teaching of Life Sciences*, Anmol Pub. New Delhi.

Mathematics(F)

Objectiv

es: Upon completion of this course student teachers will be able to-

1. Recall the meaning, nature and scope of mathematics.
2. Acquaint aims and objectives of teaching mathematics in Secondary school level.
3. Plan teaching in mathematics at micro and macro level.
4. Prepare unit plans, resource unit and organize lesson to meet at different class room

situations.

5. Analyse and evaluate the curriculum of mathematics at Secondary school level.
6. Apply different approaches and methods of teaching mathematics in classroom situations.
7. Prepare and use instructional materials in teaching mathematics.
8. Prepare different kinds of test and understand the comprehensive evaluation.
9. Participate and organize the different co-curricular activities in mathematics.
10. Understand the professional competencies, commitments and expectations of mathematics teacher.

CONTENT

Unit 1: Meaning, Nature and Scope of Mathematics

- 1.1 Meaning of Mathematics
 - 1.1.1. As a Science of Number
 - 1.1.2. As a Science of Quantity
 - 1.1.3. As a Science of Measurement
 - 1.1.4. As a Science of Logical reasoning
- 1.2 Nature of Mathematics
- 1.3 Scope of Mathematics
 - 1.2.1 Place of Mathematics in day today life activities
 - 1.2.2 Mathematics use in day to day life activities
 - 1.2.3 Relation with School subjects
 - 1.2.4 Relation with other Disciplines – Engineering, Agriculture, Medicine

Unit 2: Aims and Objectives of Teaching Mathematics

- 2.1 Aims/Values of Teaching Mathematics
 - 2.1.1 Meaning of Aim/Values
 - 2.1.2 Utilitarian Aim/Values
 - 2.1.3 Disciplinary Aim/Values
 - 2.1.4 Cultural Aim/Values
 - 2.1.5 Intellectual Aim/Values
 - 2.1.6 Aesthetic and Recreational Aim/Values
- 2.2 Instructional objectives of Teaching Mathematics
 - 2.2.1 Meaning of Instructional Objectives

- 2.2.2 Instructional Objectives and their specifications of teaching mathematics
- 2.2.3 Knowledge
- 2.2.4 Understanding
- 2.2.5 Application
- 2.2.6 Skill
- 2.2.7 Attitude
- 2.2.8 Appreciation
- 2.2.9 Interest
- 2.2.10 Formulation and Statement of objectives in behavioural terms

Unit 3: Instructional Design in Mathematics and Co-curricular Activities in Mathematics :

- 3.1 Lesson Planning: Meaning, Steps, Importance and Format of Lesson Plan
- 3.2 Unit Plan-Meaning, Steps, Importance and Format of Lesson Plan
- 3.3 Resource Unit-Meaning, Steps, Importance and Format of Lesson Plan
- 3.4 Yearly Planning-Meaning, Principles and Format
- 3.5 Mathematics Club : Objectives of Maths club, organisation and activities
- 3.6 Mathematics Olympiads : objectives and importance
- 3.7 Mathematics Quiz : Organisation and importance
- 3.8 Mathematics Museum : Organisation and importance
- 3.9 Mathematics Fair : Organisation and importance
- 3.10 Mathematics Laboratory : Objective, importance and uses
- 3.11 Recreational activities in mathematics : Games, Puzzles, Riddles, etc.,
- 3.12 Ethno Mathematics

Unit 4: Approaches, Methods and Techniques of Teaching Mathematics

4.1 Learner Centered Approach

- 4.1.1 Inductive method and Deductive method
- 4.1.2 Analytical method and Synthetic method

4.2 Activity Centered Approach

- 4.2.1 Guided discovery method and Problem Solving Method
- 4.2.2 Project Method and Discovery Learning Method
- 4.2.3 Active Learning Strategies
- 4.2.4 CAI in Teaching Mathematics
- 4.1 Concept Mapping-Meaning, Advantages and Disadvantages
- 4.4 Techniques of teaching Mathematics
 - 4.4.1 Supervised study

4.4.2 Oral work and written work

4.4.3 Drill and Review

4.4.4 Assignment in Maths

4.4.5 Home work

References

- 📖 Butler and Wren (1960) *The Teaching of Secondary Mathematics*, Tokyo; McGraw Hill Book Company.
- 📖 Henderson, K. et al (1975) *Dynamics of Teaching Secondary Mathematics*, London Houghton Mifflin.
- 📖 Howard Eves, *An Introduction to the History of Mathematics*.
- 📖 Jantli, R. T. (2000) *SubodhaGanithaBodhane*, VidhyanidhiPrakashan, Gadag.
- 📖 Krulik and Weise (1975). *Teaching Secondary School Mathematics*. London W.B. Saunders.
- 📖 KuppuswamyAyyangar, N. (1988) *The Teaching of Mathematics in New Education*, Bangalore.
- 📖 Mangal, S. K. (1989) *Teaching of mathematics*. Ludhiana: Prakash Brothers Publishers.
- 📖 Sidhu, K. S. *Teaching of Mathematics*, B'lore Sterling Publishers.
- 📖 Wren (1973). *Basic Mathematical concepts*, New York, McGraw Hill.

Yadawad S. B. and Rabanal R.T., (2000) *VishayadharitGanitBodhane*, VidyanidhiPrakashan, Gadag.

SOCIAL SCIENCE(G)

Objectives :-

- Explore different ways of creating learning situations for different concepts of art education.
- Formulate meaningful inquiry episodes, problem-solving situations, investigatory and discovery learning projects based on upper primary, secondary and senior secondary stages.
- Examine different pedagogical issues in learning art.
- Construct appropriate assessment tools for evaluating learning of art.
- Stimulate curiosity, inventiveness and creativity in art.
- Develop ability to use art concepts for life skills: and develop competencies for teaching, learning of art through different measures.
- Introduce with Professional development programmes for teachers.

- Plan organization and report on various programmes of Professional development of teachers.

Unit-I : Planning of Teaching-Learning

- Instructional materials required for planning teaching-learning of art and learners' participation in developing them; identifying and designing teacher-learning experiences; ICT applications in learning art. Generating discussion, involving learners in teaching – learning process; encouraging learners to raise questions, dialogue amongst her groups role of learners in negotiating and mediating learning in art.
- Development of low cost TLM with the help of school & community and its use in classroom instruction.)

Unit -II: Learning Resources

- Identification and use of learning resources in art exploring alternative sources; Developing kit and laboratory; Planning and organizing field observation; Textbooks, audio-visual materials, multimedia-selection. Use of ICT. Using community resources in art education. Pooling of learning resources in school complex/ block/district level.

Unit-III : Tools and Techniques of Assessment

- Performance-based assessment; learners record of observations ;(field diary and collection of materials) Oral presentation of learners work, construction of test items and administration of tests; assessment of practical / experimental work. CCE.
- Preparation of performance based assessment record of learners on the basis of activity observation (field diary, Practical diary, collection of materials, oral presentation))

Unit-IV- Projects in Art

- Projects in Art interconnections of social science with other disciplines: selection of relevant problem, planning through group work, implementation & reporting.

Unit-V: Professional Development of Teachers

- Professional competancies of subject teacher

- Professional development programmes for teachers; planning, organization & evaluation. Reflective & Innovative practices in professional development of teachers.

Reference -

- Bining and Bining : Teaching of Social Study.
- Brantorm, F.K. : The Teaching of Social Study in changing world.
- Hamming, James : The teaching of Social Studies in secondary school.
- Wesley Edger Brose : Social Studies for school
- Taneja, V.R. : Teaching of social studies.
- Kochhar, S.K. : Teaching of social studies in hindi edition.
- Rampal Sing : Social studies teaching

COMMERCE(H)

Objectives:

1. To introduce student teachers with the methodology of teaching used in - teaching of Commerce in schools.
2. To make student teachers aware of the values of Commerce and the relationship of Commerce with other subjects.
3. To encourage student teachers to use a wider range of teaching techniques in order to enable them to plan their lessons in teaching of commerce.
4. To acquaint student teachers with the role of teaching aids, textbook, homework, libraries in commerce.
5. To equip student teachers with the curriculum.

COURSE CONTENT:

UNIT-1

1. Meaning, nature, scope and concept of Commerce.
2. Place of commerce in secondary school curriculum and its critical appraisal.
3. Commerce and its relationship with other Social Sciences.

UNIT - II

1. Different methods of teaching commerce, uses and critical analysis.
 - a. Lecture Method
 - b. Discussion Method
 - c. Problem-Solving Method
 - d. Project Method
 - e. Survey Method
 - f. Demonstration Method
2. Commerce Text-books and Supplementary Materials.
Techniques of teaching commerce subject: Questioning - Answering, Assignment, Observation, Explanation and Illustration.

UNIT - III

1. Analysis and Discussion on skills of teaching Commerce (practice for developing atleast 5 micro skills).
 - a. Skill of introducing the lesson
 - b. Skill of questioning
 - c. Skill of explanation
 - d. Skill of stimulus variation
 - e. Skill of black board writing
2. Lesson planning in commerce, Meaning, need and importance, construction of composite lesson plan. Lesson Plan according to Active Learning Strategies.

3. Development and utilization of teaching aids(projects, Non-projected and performing arts) required for commerce programme.

UNIT - IV

1. Qualification, Qualities and Professional growth of Commerce Teacher.
2. Role of Co-curricular activities in commerce.
3. Types and Techniques of evaluation.

PRACTICALS:

1. Evaluation of a commerce text-book at Secondary level.
2. Writing objectives and specifications on any one topic from commerce and discussions amongst the group regarding decision making while selecting objectives and difficulties faced.

Reference

- 📖 Agarwal J.C (2004) Teaching of Commerce; A Practical approach New-Delhi, Vikas Public House.
- 📖 Nataraj S. (2006) Learning to teach, V.V. Nagar CVM
- 📖 Tewari S.A (2005) Commerce Education in the Global era Delhi, Delhi Adhyan Publication.
- 📖 Tomar S. (2005) Teaching of Commerce Agra, VinodPustakMandir.
- 📖 Venkat E.T. (2004) method of Teaching of Commerce, New-Delhi, Discovery Public House.

CC3 Pedagogy of a School Subject part 2

GENERAL SCIENCE (A)

Objectives : -

- Develop insight on the meaning and nature of General science for determining aims and strategies of teaching- learning.
- Appreciate that science is a dynamic and expanding body of knowledge.
- Appreciate the fact that every child possesses curiosity about his/her natural surroundings.
- Identify and relate everyday experiences with learning of science.
- Appreciate various approaches of teaching- learning of science.
- Explore the process skill in science and role of laboratory in teaching- learning.
- Use effectively different activities / experiments/ demonstrations / laboratory experiences for teaching-learning of science.
- Integrate the science knowledge with other school subjects.
- Analyze the contents of science with respect to parts, branches, process skills, knowledge organization and other critical issues.
- Develop process-oriented objectives based on the content themes/units.
- Identify the concepts of science that are alternatively conceptualized by teachers and students in general.

Unit-I: Nature and Scope of General Science

- Concept, Nature, Need & Importance of Science & Science Teaching.
- Main discoveries and development of science (special reference to ancient India) Science as a domain of enquiry, as a dynamic and expanding body of knowledge, science as a process of constructing knowledge. Science as interdisciplinary area of learning (Physics, chemistry, biology etc) science for environment, health, peace & equity, science and society., Fact, concept, principles, laws and theories-their characteristics in context of general science.

Unit-II: Teaching-learning of social science

- Questioning; Collaborative strategies; games, simulations, dramatization, role plays; Values clarification; problem-solving, Discussion, story-telling, project and decision-making, use of media and technology, concept mapping.
- Methods: Interactive verbal learning; experiential learning through activities, experiments; Investigative field visits.
- Planning, organizing and conducting of small community survey.

Unit-III: Teaching-learning of Genral Science

- Principles of science and its applications consistent with the stages of cognitive development of learners.
- Pedagogical shift from science as fixed body of knowledge to constructing knowledge, scientific method – observation, enquiry, hypothesis,

experimentation, data collection, generalization (teacher-educator will illustrate taking examples from different stage-specific content areas keeping in mind the variation, e.g. structure and function, molecular aspects, interaction between living and non-living, biodiversity, etc.): Communication in sciences.

- Questioning; Collaborative strategies; simulations, Demonstration, lab Method, Problem Solving, Heuristics Project Method, Inductive and deductive Method, Heuristic, use of media and technology, concept mapping
- Innovative methods of science teaching.

Unit-IV: ICT & Materials in Teaching-learning of General Science

- Use of ICT: Video clips, Power points presentations, films etc.
- Planning, preparation and presentation of Instructional Material.
- Techniques: Using textbooks and atlas as a part of oral lessons, non-oral working lessons; using medium and large scale maps; using pictures, photographs, satellite imageries and aerial photographs; using audio-visual aids, CDs, multimedia and internet; case study approach.
- Planning, Organization and activity of science club.

Unit-V: Teaching-learning Resources in General Science

- People as resource: the significance of oral data.
- Types of primary and secondary sources: data from field, textual materials, journals, magazines, newspapers, etc.
- Using the library for secondary sources and reference material, such as dictionaries and encyclopedias.
- Various teaching aids, Audio-visuals & online resources.

Unit-VI: Assessment and Evaluation

- Meaning, concept and construction of Achievement test, diagnostic and remedial test.
- Blue print: Meaning, concept, need and construction.
- Open-book tests: Strengths and limitations
- Continuous and Comprehensive Evaluation (CCE) in Sciences.
- Characteristics of Assessment in Sciences

References:-

- Sharma, Dr.H.L. (1989), "School Science Education in India", Published by commonwealth Publishers 4378/4B, Ansari Road, Murari Lal Street New Delhi-110002
- Sood, J.K. 1987, Teaching Life Sciences Kohli Publishers, Chandigarh.
- Sharma, L.M. 1977, Teaching of Sciences & Life Sciences Dhanpat Rai & Sons, Delhi,

- Kulshrestha, S.P. 1988, Teaching of Biology, Loyal Book Depot, Meerut.
- Yadav.k 1993, Teaching of Life Sciences, Anmol Publishers, Daryaganj, Delhi.
- Yadav M.S. 2000, Modern Methods of Teaching Sciences Anmol Publisher Delhi.
- Singh U.K. & 2003, Science Education Common Wealth Publishers Darayaganj, Nayab, A.K. New Delhi.
- Venkataih.S 2001, Science Education in 21st Century Anmol Publishers, Delhi.
- Yadav, M.S. (Ed.) 2000, Teaching Science at High Level Anmol Publishers, Delhi.
- Edger, Marlow & Rao D.B.2003, Teaching Science Successfully, Discovery Publishing House, New Delhi.

Chemistry (B)

Objectives: Upon completion of the course, the student teacher will be able to:

- 1) Understand the nature, scope and importance of Physical science with special reference to secondary school content.
- 2) Understand the aims and objectives of teaching Physical science.
- 3) State the specific behavioral changes under each objective.
- 4) Understand and make use of different approaches & methods of teaching Physical science.
- 5) Prepare objective based lesson plans and use them in their internship.
- 6) Understand and employ several teaching techniques helpful to develop scientific attitude and scientific method.
- 7) Plan, use and maintain the physical science laboratory systematically.
- 8) Understand the principles of text-book construction.
- 9) Understand the importance of appropriate instructional materials (hardwares and softwares) in teaching Physical science and use them by preparing/selecting them in their practice teaching.
- 10) Understand the importance of principles of curriculum construction in the organisation of Physical science contact.
- 11) Get mastery in Physical science content and imbibe the special qualities of Physical Science teacher.
- 12) Prepare and use different tools of evaluation to assess the achievements of students in Physical Science.
- 13) Develop professionally by attending lectures of professional interest, reading journals, and magazines and enroll as members of professional organisation.
- 14) Organise co-curricular activities in science i.e. seminars, field trips, exhibitions

discussions etc through the science club.

- 15) Apply the knowledge of physical science to develop scientific thinking and scientific out look.
- 16) Develop skills in analyzing the content in terms of concepts and in learning experiences.
- 17) Construct and administer unit test, conduct experiments improves teaching aids.

CONTENT

Unit 1: Meaning, Nature and Impact of Chemistry

- Concept of science - Science as process and science as a product;
- Nature and Scope of Science
- Impact of Science and Technology on modern living.
- Scientific Attitude - Meaning definition and importance.
- Qualities of a person who possesses scientific attitude.
- Scientific Method-Meaning, importance and steps involved (with an illustration).

8 hours

Unit 2: Aims and Objectives of Teaching Physical Science

- Aims of teaching Chemistry in Secondary school:
 - ..1 Personal development aim,
 - ..2 Learner's academic and process skills development aim,
 - ..3 Disciplinary aim and
 - ..4 Cultural aim.
- Objectives of teaching Chemistry:
 - ..1 Bases for formulation of objectives
 - 2 Objectives of teaching Chemistry at Secondary level; (To be Discussed keeping in view of the objectives of teaching Chemistry enunciated in the chemistry syllabi of secondary school of M.P.);Instructional objectives of teaching physical science and stating them in observable behavioral changes ; i) Knowledge ii) Understanding, iii) Application, iv) Skill, v) Attitude, vi) Interest, vii) Appreciation.

10 hours

Unit 3: Approaches and Methods of Teaching Physical Science

5052

- Enquiry Approach -Meaning, Uses with Illustrations, Advantages and disadvantages.
- Inductive Approach-Meaning, Uses with Illustrations, Advantages and disadvantages.
- Deductive Approach-Meaning, Uses with Illustrations, Advantages and disadvantages.
- Problem Solving Approach- Meaning, Uses with Illustrations, Steps, Advantages and disadvantages.
- Demonstration Method- Meaning, uses, Advantages and disadvantages.
- Lectures-Cum-Demonstration Method- Meaning, uses with Illustration, Advantages and disadvantages.
- Laboratory Method- Meaning, uses with Illustration, Advantages and disadvantages.
- Guided Discovery Method - Meaning, uses with Illustration, Advantages and disadvantages.
- Biographical Method-Meaning, uses with Illustration, Advantages and disadvantages.
- Individual Instruction Techniques and Active Learning Strategies.
- Concept Mapping: Its use for summarizing a unit and evaluating students understanding

Unit 4: Instructional Design, Resources and Teaching Aid for teaching Physical Science:

- Lesson Planning-Meaning, Steps, Importance and Format of Lesson Plan according to active learning strategies.
- Unit Plan-Meaning, Steps, Importance and Format of Lesson Plan
- Resource Unit-Meaning, Steps, Importance and Format of Lesson Plan
- Audio-Visual Aids (Preparation and Use)
 - I Charts;
 - ii Models;
 - iii OHP transparencies;
 - iv Filmstrips;
 - v slides;
 - vi Video tapes;

- vii Films;
- viii Educational C.D.'s

- Mass Media –
 - i Television (T.V.);
 - ii Radio - Meaning and importance.
- Community Resources and Self learning materials –
 - iii Meaning and importance.
- Chemistry Laboratory-Planning, Equipments;
- Importance, Safety measures & organizing of Laboratory;
- Importance & organizing library;
- Choice of book for library.

References

- 📖 Ahmed, Shaikti R. (1983) *Management of Laboratory Science Programme: Report of Orientation Programme in Educational Planning and Administration*, New Delhi; NIEPA Mimeo.
- 📖 Bhandula & Chand (1986) *Teaching of Science*, Prakash Brothers, Ludhiana
- 📖 Bose, A. H. Sood, J.K. and Vaidya, N. (1970), *Strategies in Science Education*. Regional Institute of Education, Ajmer.
- 📖 Carin/Sund *Teaching Science Through Discovery*; C.E. Merrill Publishing Co. London.
- 📖 Cleaveland J. M. (1964) *Physical Science* C.E. Merrill Publishing Co., Ohio.
- 📖 Craig (1958) *Science for the Elementary School Teacher*; Ginn & Co., New York
- 📖 Das R. C. (1985) *Science Teaching in Schools*, Sterling Publishers, Pvt. Ltd., New Delhi.
- 📖 Fensham P. J. et al., (1994) *The Content of Science : A Constructive Approach to its Teaching & Learning*. The Falmer Press, Washington D.C.
- 📖 Gupta S. K. (1983) *Technology of Science Education*, Vikas Publishing House, Pvt. Ltd., New Delhi.
- 📖 Gupta S. K. (1985) *Physical Science Teaching in Secondary Schools*, Sterling Publishers, Pvt. Ltd., New Delhi.
- 📖 Jacobson, David et al., (1985) *Methods for Teaching: A Skills Approach*. Charles,

E Merrill Publishing Co., Columbus.

- 📖 Jennings Terry (1987) *The Young Scientist Investigator : The Teacher Manual of* Oxford University Press.
- 📖 Joseph-Bradwin, *et al.* (1998) *Sourcebook for Physical Science*. Brandwain-Watson-Blackwood
- 📖 Kalara R. M. (1981), *Innovation in Science Teaching*;Prakashan Kendra, Lucknow.
- 📖 Kohli V. K. (2003) *How to Teach Science (A Treatise on Methodology of Teaching Physics and Chemistry)* Viveka Publishers, Ambala.
- 📖 Mangal, S.K. (1995); *Teaching of Physical and Life Science*, Avg. Book Depot. : Delhi.
- 📖 Nagel E. (1961) *The Structure of Science*, Harcourt Brace and World Inc., New York
- 📖 Nair C. P.S., (1971) *Teaching Science in Our Schools*. S. Chand & Co., New Delhi.
- 📖 Schwab J. J. and Bradwein P.F. (1962) *The Teaching of Science*, Marks, Harvard University Press, Cambridge.
- 📖 Sharma, R.C. (1995); *Modern Science Teaching*, DhanpatRai& Sons, Delhi .
- 📖 Siddiqi M.N. and Yadav R.A. (1995) *Teaching of Science at Elementary Level,Part - I& Part - II*, Arya Book Depot : New Delhi.
- 📖 Siddiqi N. N. &Siddiqi M.N. (1994) *Teaching of Science Today and Tomorrow*,Doaba House, Delhi - 110 006.
- 📖 Sood S. K. (1988) *New Direction in Science Teaching*, Indian Publishers, Delhi.
- 📖 *The Importance of Art Activities for Science Teaching : A Hand Book for Teacher* (1984) Published by Centre for Cultural Resources and Training,Bahawalpur House, New Delhi.
- 📖 UNESCO (1985) *Teaching School Chemistry*, Sterling Publishers Pvt. Ltd., New Delhi.
- 📖 UNESCO,(1978) *New UNESCO Source Book's for Science Teaching*, New Delhi; Oxford and IBH Publishing Co.,

📖 Waiter A Thurkar and Alferd T. Collette (1964) *Teaching Science in Today's Secondary Schools*, New Delhi, Prentice Hall

Physics (C)

Objectives: Upon completion of the course, the student teacher will be able to:

- 12) Understand the nature, scope and importance of Physical science with special reference to secondary school content.
- 13) Understand the aims and objectives of teaching Physical science.
- 14) State the specific behavioral changes under each objective.
- 15) Understand and make use of different approaches & methods of teaching Physical science.
- 16) Prepare objective based lesson plans and use them in their internship.
- 17) Understand and employ several teaching techniques helpful to develop scientific attitude and scientific method.
- 18) Plan, use and maintain the physical science laboratory systematically.
- 19) Understand the principles of text-book construction.
- 20) Understand the importance of appropriate instructional materials (hardwares and softwares) in teaching Physical science and use them by preparing/selecting them in their practice teaching.
- 21) Understand the importance of principles of curriculum construction in the organisation of Physical science contact.
- 22) Get mastery in Physical science content and imbibe the special qualities of Physical Science teacher.
- 18) Prepare and use different tools of evaluation to assess the achievements of students in Physical Science.
- 19) Develop professionally by attending lectures of professional interest, reading journals, and magazines and enroll as members of professional organisation.
- 20) Organise co-curricular activities in science i.e. seminars, field trips, exhibitions discussions etc through the science club.
- 21) Apply the knowledge of physical science to develop scientific thinking and scientific out look.
- 22) Develop skills in analyzing the content in terms of concepts and in learning experiences.
- 23) Construct and administer unit test, conduct experiments improves teaching aids.

CONTENT

Unit 1: Meaning, Nature and Impact of Physics

- Concept of science - Science as process and science as a product;
- Nature and Scope of Physical Science
- Impact of Science and Technology on modern living.
- Scientific Attitude - Meaning definition and importance.
- Qualities of a person who possesses scientific attitude.
- Scientific Method-Meaning, importance and steps involved (with an illustration).

8 hours

Unit 2: Aims and Objectives of Teaching Physics

- Aims of teaching Physics in Secondary school:
 - ..1 Personal development aim,
 - ..2 Learner's academic and process skills development aim,
 - ..3 Disciplinary aim and
 - ..4 Cultural aim.
- Objectives of teaching physics:
 - ..1 Bases for formulation of objectives
 - 2 Objectives of teaching Physics at Secondary level; (To be Discussed keeping in view of the objectives of teaching Physics enunciated in the physics syllabi of secondary school of M.P.); Instructional objectives of teaching physical science and stating them in observable behavioral changes ; i) Knowledge ii) Understanding, iii) Application, iv) Skill, v) Attitude, vi) Interest, vii) Appreciation.

10 hours

Unit 3: Approaches and Methods of Teaching Physical Science

- Enquiry Approach -Meaning, Uses with Illustrations, Advantages and disadvantages.
- Inductive Approach-Meaning, Uses with Illustrations, Advantages and disadvantages.
- Deductive Approach-Meaning, Uses with Illustrations, Advantages and disadvantages.

- Problem Solving Approach- Meaning, Uses with Illustrations, Steps, Advantages and disadvantages.
- Demonstration Method- Meaning, uses, Advantages and disadvantages.
- Lectures-Cum-Demonstration Method- Meaning, uses with Illustration, Advantages and disadvantages.
- Laboratory Method- Meaning, uses with Illustration, Advantages and disadvantages.
- Guided Discovery Method - Meaning, uses with Illustration, Advantages and disadvantages.
- Biographical Method-Meaning, uses with Illustration, Advantages and disadvantages.
- Individual Instruction Techniques and Active Learning Strategies.
- Concept Mapping: Its use for summarizing a unit and evaluating students understanding

Unit 4: Instructional Design, Resources and Teaching Aid for teaching Physical Science:

- Lesson Planning-Meaning, Steps, Importance and Format of Lesson Plan according to active learning strategies.
- Unit Plan-Meaning, Steps, Importance and Format of Lesson Plan
- Resource Unit-Meaning, Steps, Importance and Format of Lesson Plan
- Audio-Visual Aids (Preparation and Use)
 - I Charts;
 - vii Models;
 - viii OHP transparencies;
 - ix Filmstrips;
 - x slides;
 - xi Video tapes;
 - ix Films;
 - x Educational C.D.'s
- Mass Media –
 - iv Television (T.V.);
 - v Radio - Meaning and importance.
- Community Resources and Self learning materials –
 - vi Meaning and importance.
- Physics Laboratory-Planning, Equipments;

- Importance , , Safety measures & organizing of Laboratory;
- Importance & organizing library;
- Choice of book for library.

References

- 📖 Ahmed, Shaikti R. (1983) *Management of Laboratory Science Programme: Report of Orientation Programme in Educational Planning and Administration*, New Delhi; NIEPA Mimeo.
- 📖 Bhandula & Chand (1986) *Teaching of Science*, Prakash Brothers, Ludhiana
- 📖 Bose, A. H. Sood, J.K. and Vaidya, N. (1970), *Strategies in Science Education*. Regional Institute of Education, Ajmer.
- 📖 Carin/Sund *Teaching Science Through Discovery*; C.E. Merrill Publishing Co. London.
- 📖 Cleaveland J. M. (1964) *Physical Science* C.E. Merrill Publishing Co., Ohio.
- 📖 Craig (1958) *Science for the Elementary School Teacher*; Ginn & Co., New York
- 📖 Das R. C. (1985) *Science Teaching in Schools*, Sterling Publishers, Pvt. Ltd., New Delhi.
- 📖 Fensham P. J. et al., (1994) *The Content of Science : A Constructive Approach to its Teaching & Learning*. The Falmer Press, Washington D.C.
- 📖 Gupta S. K. (1983) *Technology of Science Education*, Vikas Publishing House, Pvt. Ltd., New Delhi.
- 📖 Gupta S. K. (1985) *Physical Science Teaching in Secondary Schools*, Sterling Publishers, Pvt. Ltd., New Delhi.
- 📖 Jacobson, David et al., (1985) *Methods for Teaching: A Skills Approach*. Charles, E Merrill Publishing Co., Columbus.
- 📖 Jennings Terry (1987) *The Young Scientist Investigator : The Teacher Manual of Oxford University Press*.
- 📖 Joseph-Bradwin, et al. (1998) *Sourcebook for Physical Science*. Brandwain-Watson-Blackwood

- 📖 Kalara R. M. (1981), *Innovation in Science Teaching*;Prakashan Kendra, Lucknow.
- 📖 Kohli V. K. (2003) *How to Teach Science (A Treatise on Methodology of Teaching Physics and Chemistry)* Viveka Publishers, Ambala.
- 📖 Mangal, S.K. (1995); *Teaching of Physical and Life Science*, Avg. Book Depot. : Delhi.
- 📖 Nagel E. (1961) *The Structure of Science*, Harcourt Brace and World Inc., New York
- 📖 Nair C. P.S., (1971) *Teaching Science in Our Schools*. S. Chand & Co., New Delhi.
- 📖 Schwab J. J. and Bradwein P.F. (1962) *The Teaching of Science*, Marks, Harvard University Press, Cambridge.
- 📖 Sharma, R.C. (1995); *Modern Science Teaching*, DhanpatRai& Sons, Delhi .
- 📖 Siddiqi M.N. and Yadav R.A. (1995) *Teaching of Science at Elementary Level,Part - I& Part - II*, Arya Book Depot : New Delhi.
- 📖 Siddiqi N. N. &Siddiqi M.N. (1994) *Teaching of Science Today and Tomorrow*,Doaba House, Delhi - 110 006.
- 📖 Sood S. K. (1988) *New Direction in Science Teaching*, Indian Publishers, Delhi.
- 📖 *The Importance of Art Activities for Science Teaching : A Hand Book for Teacher (1984)* Published by Centre for Cultural Resources and Training,Bahawalpur House, New Delhi.
- 📖 UNESCO (1985) *Teaching School Chemistry*, Sterling Publishers Pvt. Ltd., New Delhi.
- 📖 UNESCO,(1978) *New UNESCO Source Book's for Science Teaching*, New Delhi; Oxford and IBH Publishing Co.,
- 📖 Waiter A Thurkar and Alferd T. Collette (1964) *Teaching Science in Today's SecondarySchools*, New Delhi, Prentice Hall

History(D)

Objectives: Upon completion of the course the student-teacher will be able to:

1. Understand meaning, scope and importance of History and civics in the school

curriculum.

2. Acquire content knowledge of methods of history and civics.
3. Acquire knowledge of aims and instructional objectives of teaching history and civics
4. Acquire skills in planning lessons in History and civics
5. Understand and apply the principles of organizing content in the teaching history and civics.
6. Acquire knowledge about Local, Regional National, and World History.
7. Acquire the knowledge of Instructional Material and resources in teaching History and Civics
8. Preparing suitable teaching devices & using them & organizing field trips.
9. Proficiency in correlating History and civics with other school subjects.
10. Cultivate the qualities of a good History and civics teacher
11. Acquire the knowledge of content of History and civics for viii to xth standard in MadhyaPradesh
12. Evaluate History and civics text books and prescribed courses
13. Develop necessary skills in the application of methods and techniques in the classroom

CONTENT

Unit 1: Nature and Scope of History

- 1.1 Meaning, Nature, and scope of history
 - 1.1.1. History - an art or Science
 - 1.1.2 Modern Concept of History, exploration, criticism synthesis and exposition.
 - 1.1.3 Different levels of History - World History, National, Regional and Local History

Unit 2: Aims and Objectives of Teaching History

- 2.1 Meaning and Importance of teaching History in Secondary Schools
- 2.2 Aims of teaching History
 - 2.2.1 Political conciseness, understanding of current events, democratic

- citizenship, understanding of Union and the State Govt.
- 2.2.2 Functional awareness of Rights and Duties of citizens.
- 2.3 Instructional objectives and values of Teaching History
 - 2.3.1 Knowledge, understanding, critical thinking, skills, Attitude, Interests, Application - Analysis of these objectives in terms of specific behaviours of learners.
 - 2.3.2 Spelling out Instructional objectives and learning outcomes
 - 2.3.3 History based hobby clubs, societies
- 2.4 Correlation of History with other School Subject
 - 2.4.1 Meaning and Importance of correlation
 - 2.4.2 Types of correlation.
 - 2.4.3 Correlation of History with Geography, Economics, Literature
 - 2.4.3 Co curricular /Activities in History
 - 2.4.5 Importance of organization of field trips, visits.

Unit 3: Instructional design in Teaching History

- 3.1 Format of lesson plan: Its stages, Selection of relevant content, selection of appropriate teaching devices and assignments, and plan according to active learning strategies.
- 3.2 Resource Unit
- 3.3 Unit Plan

Unit 4: Methods, Techniques, and Instructional Materials of teaching History

- 4.1 Meaning and need of methods
- 4.2 Methods and techniques of teaching History –discussion, project, problem solving, source, dramatization and biographical, Active Learning Strategies.
- 4.3 Instructional Materials in History :
 - 4.4.1 Collateral Reading – Importance, Reading materials, Historical Novels
 - 4.4.2 Auto biographic, Magazines, News papers Drams, Journals Audio-Aids-Radio, Tape recorder, Visual-Aids-Maps- Importance,
 - 4.4.3 Types, procedure of using maps, pictures, charts, models, film strips, diagrams ,
 - 4.4.4 Audio-Visual Aids-Films, TV

- a. History Room-Meaning and Importance, planning equipping
- b. Computers, multimedia packages and Internet as an Instructional aid.

Practical

1. Critical evaluate History content of 8th 9th 10th Standard.
2. Conducting quiz Competition in History.
3. Survey of the locality and collection of information about places or institutions of historical interests.
4. Organizing short field trip to a place of historical / political interests
5. Preparing resource unit on a topic of your choice in History and Civics.
6. Preparation of materials for a History room or museum
7. Student is also allowed to do his own interested practical work pertaining to the syllabus.

References

1. Agarwal J.C. (2002) *Essential of Educational technology: Teaching, Learning, Innovations in Education*, Prakash Publishing house Pvt. Ltd. New Delhi.
2. Arora R.L. (1990) *Teaching of History*, Prakash Brother Ltd.
3. Bhattacharya S. (1966) *Teaching of Social Studies in Indian Schools*. Acharya Books Depot, Baroda.
4. Bruce Joyce and Marshal Weill (1990) *Models of Teaching*. Third Edition – Prentice – Hall of India Pvt. Ltd. New Delhi.
5. Kochhar S.K. (1989) *Teaching of Social Studies*. Sterling Publisher New Delhi
6. N.C.E.R.T. (1970) *Effective Teaching of History in India* .A Handbook for History Teachers.
7. Taneja U.R. (1910) *Fundamentals of Teaching Social Sciences*. Mahendra Capital Publishers. Chandigadh.
8. Vajreswari R (1973) *A Hand Book for History Teachers*. Allied Publisher's New Delhi.

Civics (E)

Objectives: Upon completion of the course the student-teacher will be able to:

7. Understand meaning, scope and importance of civics in the school curriculum.
8. Acquire content knowledge of methods of civics.
9. Acquire knowledge of aims and instructional objectives of teaching civics
10. Acquire skills in planning lessons in civics
11. Understand and apply the principles of organizing content in the teaching civics.
12. Acquire knowledge about Local, Regional National, and World civics.
14. Acquire the knowledge of Instructional Material and resources in teaching Civics
15. Preparing suitable teaching devices & using them & organizing field trips.
16. Proficiency in correlating civics with other school subjects.
17. Cultivate the qualities of a good civics teacher
18. Acquire the knowledge of content of civics for viii to xth standard in MadhyaPradesh
19. Evaluate History and civics text books and prescribed courses
20. Develop necessary skills in the application of methods and techniques in the classroom

CONTENT

Unit 1: Nature and Scope of Civics

- 1.2 Meaning, Nature, and scope of civics
 - 1.1.1. Civics - an art or Science
 - 1.1.4 Modern Concept of Civics, exploration, criticism synthesis and exposition.
- 1.2. Meaning and scope of civics
 - 2.1.1 Man as a social animal and as a citizen

Unit 2: Aims and Objectives of Teaching Civics

- 2.4 Meaning and Importance of teaching civics in Secondary Schools
- 2.5 Aims of teaching Civics
 - 2.2.1 Political conciseness, understanding of current events, democratic

citizenship, understanding of Union and the State Govt.

2.2.2 Functional awareness of Rights and Duties of citizens.

2.6 Instructional objectives and values of Teaching civics

2.3.4 Knowledge, understanding, critical thinking, skills, Attitude, Interests, Application - Analysis of these objectives in terms of specific behaviours of learners.

2.3.5 Spelling out Instructional objectives and learning outcomes

2.3.6 Civics based hobby clubs, societies

2.5 Correlation of Civics with other School Subject

2.5.1 Meaning and Importance of correlation

2.5.2 Types of correlation.

2.4.3 Correlation of History with Geography, Economics, Literature

2.5.3 Co curricular /Activities in Civics

2.4.5 Importance of organization of field trips, visits.

Unit 3: Instructional design in Teaching Civics

3.1 Format of lesson plan: Its stages, Selection of relevant content, selection of appropriate teaching devices and assignments, and plan according to active learning strategies.

3.4 Resource Unit

3.5 Unit Plan

Unit 4: Methods, Techniques, and Instructional Materials of teaching civics

4.4 Meaning and need of methods

4.5 Methods of teaching Civics - Survey observation, comparative and demonstration, Active Learning Strategies.

4.6 Instructional Materials in civics :

4.4.1 Collateral Reading – Importance, Reading materials, Historical Novels

4.4.2 Auto biographic, Magazines, News papers Drams, Journals Audio-Aids- Radio, Tape recorder, Visual-Aids-Maps- Importance,

4.4.3 Types, procedure of using maps, pictures, charts, models, film strips, diagrams ,

4.4.5 Audio-Visual Aids-Films, TV

a. Civics Room-Meaning and Importance, planning equipping

b. Computers, multimedia packages and Internet as an Instructional

aid.

Practical

8. Critical evaluate History civics content of 8th 9th 10th Standard.
9. Conducting quiz Competition in civics.
10. Survey of the locality and collection of information about places or institutions of historical interests.
11. Organizing short field trip to a place of historical / political interests
12. Preparing resource unit on a topic of your choice in Civics.
13. Student is also allowed to do his own interested practical work pertaining to the syllabus.

References

- ❑ Agarwal J.C. (2002) *Essential of Educational technology: Teaching, Learning, Innovations in Education*, Prakash Publishing house Pvt. Ltd. New Delhi.
- ❑ Arora R.L. (1990) *Teaching of History*, Prakash Brother Ltd.
- ❑ Bhattacharya S. (1966) *Teaching of Social Studies in Indian Schools*. Acharya Books Depot, Baroda.
- ❑ Bruce Joyce and Marshal Weill (1990) *Models of Teaching*. Third Edition – Prentice – Hall of India Pvt. Ltd. New Delhi.
- ❑ Kochhar S.K. (1989) *Teaching of Social Studies*. Sterling Publisher New Delhi
- ❑ N.C.E.R.T. (1970) *Effective Teaching of History in India A Handbook for History Teachers*.
- ❑ Taneja U.R. (1910) *Fundamentals of Teaching Social Sciences*. Mahendra Capital Publishers. Chandigadh.
- ❑ Vajreswari R (1973) *A Hand Book for History Teachers*. Allied Publisher's New Delhi.
- ❑ Parekh priyanshi (2020) *Teaching of Civics*, Priyanshi Ara Publication, Prayagraj-Ujjain,

Geography (F)

Objectives: Upon completion of the course the student-teacher will be able to:

1. Acquire knowledge about basic facts, concepts, laws principles and trends in Geography
2. Acquire knowledge and understanding of the aims and objectives of Geography
3. Realize the values of learning geography
4. Make use of Audio-visual aids about Geography
5. Develop skills in equipping the Geography (i) Museum (ii) Room (iii) Library
6. Develop skills in organizing planning- learning experiments and in writing and organizing the lesson plan.
7. Acquire the knowledge of Geography Curriculum

CONTENT

Unit 1: Meaning, Nature and Scope of Geography

- 1.1 Meaning, Nature, Scope and importance of Geography
- 1.2 Branches of Geography and their importance- physical, economic, human and political.
- 1.3 International relations and study of Geography

Unit 2: Aims and Objectives of teaching Geography

- 2.1 Aims/Values of teaching Geography
 - 2.1.1 Intellectual aims
 - 2.1.2 Cultural aims
 - 2.1.3 Environmental aims
 - 2.1.4 Utilitarian aims
 - 2.1.5 Aesthetic aims
- 2.2 Taxonomy and objectives of teaching Geography
 - 2.2.1 Knowledge
 - 2.2.2 Understanding
 - 2.2.3 Application
 - 2.2.4 Attitude and interest
 - 2.2.5 National Integration. International Understanding.
- 2.3 Co-relation of Geography with History, Science, Mathematics and languages
- 2.4 Trends in Geography Education
- 2.5 Importance and Organization of Field trips, Visits
- 2.6 Geography based hobby clubs / societies (National geography specials)

Unit 3: Instructional Design in Geography :

- 3.1 Meaning, importance and format of lesson plan
- 3.2 Principles of lesson planning
- 3.3 Characteristics of a lesson plan
- 3.4 Prepare Lesson Plan according to Active Learning Strategies
 - 3.4 Unit plan
 - 3.5 Resource Unit

Unit 4 : Methods of Teaching Geography

- 4.1 Meaning and importance of methods of teaching Geography
- 4.2 Different Methods of teaching Geography
 - 4.1.1 Lecture Method
 - 4.1.2 Laboratory Method
 - 4.1.3 Observation Method
 - 4.1.4 Excursion Method
 - 4.1.5 Project Method
 - 4.1.6 Discussion Method
 - 4.1.7 Active Learning Strategies

Practicum

1. Preparation of charts, globe and models of Geography.
2. Preparation of transparencies about- section of volcanoes, seabed, plains etc.
3. Interpretation of weather maps
4. Drawing of geographical maps
5. Preparation of resource unit in Geography

Assignments

1. Visit to an observatory, planetarium or Geography museum
2. Collection of specimens
3. Preparation of a project report – based on local geographical survey.

Note

1. Submission of report after doing any one of the above practical work

References

1. Bliar, Thomas A., (1951), *Climatology: General and Regional*, New York, Prentice-Hall Inc.
2. Briantl, E.W. and D.W. Shave, (1965), *Geography in and out of School*, London, Harrap and Co.

- 📖 Brock, Jan O.M., (1965), *Geography, Its Scope and Spirit*, Ohio, Charles E. Merrill
- 📖 Charley, R.J. and P. Haggett (Eds) (1967), *Frontier in Geographical Teaching*, Methuen Educational Ltd.
- 📖 Cons, G.J. (1957) *Handbook for Geography Teacher*, London, Methuen Educational Ltd.
- 📖 Gabler, Robert, et al, (1945), *Introduction to Physical Geography*. San Francisco, Holt, Rinehart and Winston
- 📖 Garnett Ohio, (1965), *Fundamental in School Geography*, London, Harrap and Co.
- 📖 Gospil, G.H. (1965), *The Teaching of Geography*, London, Macmillan and Co.
- 📖 Graves, N.J. (1971), *Geography in Secondary Education*, London, Geography Association
- 📖 Graves, N.J. (1972), *New Movement in the Study and Teaching of Geography*, Australia, F.W. Cheshire Publishing Printing Ltd.
- 📖 Haggett, P., (1972) *Geography: A Modern Synthesis*, New York, Harper and Row
- 📖 Indian National Committee for Geography, (1968) *Developing Countries of the World* Calcutta, 21st IGU Publication
- 📖 Indian National Committee for Geography, (1968), *Indian Regional Studies*, Calcutta, 21st IGU Publication
- 📖 Indian National Committee for Geography, (1968), *Mountains and Rivers of India*, Calcutta, 21st IGU Publication
- 📖 Kendeaw, W.G. (1938), *Climatology*, London, Oxford University Press.
- 📖 Lake, Philip, (1974), *Physical Geography*, Madras, Macmillan Co. of India Ltd.
- 📖 Leong, Goh, Cheug, (1971), *Certification Physical and Human Geography*, Singapore, Oxford University Press.
- 📖 Long and Robertson, (1968), *Teaching of Geography*, London, Heinemann Educational Books Ltd.
- 📖 Long, M.L (Ed) (1974), *Handbook for Geography Teachers*, London Methuen Educational Ltd.
- 📖 Macnee E.A., (1953) *Teaching of Geography*, London, Oxford University Press.
- 📖 Robinson, Arthur H. (1960), *Elements of Cartography*, New York, John Wiley and Sons, Inc.
- 📖 Seninithirajah, N. and J. Weira, (1971), *Evaluation in Geography*, Ontario, Ontario Institute of Education
- 📖 Standing Sub-committee in Geography, (1954,) *Handbook for Geography Teacher*, London, Methuen Educational Ltd.
- 📖 Treqartha, Gelnn T., (1954), *An Introduction to climate*, New York, McGraw Hill Book Company Inc.
- 📖 UNESCO (1965) *Source Book for Geography Teaching*, London, Longman, Longman Co.
- 📖 Wheeler, Jr. J. Renton Kostabade and Richard S. Thoman (1969), *Regional Geography of the World*, New York: Holt, Rinehart and Winston, Inc.

📖 Woolridge, S.W. and W.G. East, (1951), *The Spirit and Purpose of Geography*, New York, Hutchinson.

Economics(G)

Objectives: Upon completion of the course the student-teacher will be able to:

8. Acquire knowledge about basic facts, concepts, laws principles and trends in Economics
9. Acquire knowledge and understanding of the aims and objectives of Economics
10. Realize the values of learning Economics
11. Make use of Audio-visual aids about Economics
12. Develop skills in equipping the Economics (i) Museum (ii) Room (iii) Library
13. Develop skills in organizing planning- learning experiments and in writing and organizing the lesson plan.
14. Acquire the knowledge of Economics Curriculum

CONTENT

Unit 1: Meaning, Nature and Scope of Economics

- 1.4 Branches of Economics and their importance- physical, economic, human and political.
- 1.5 Meaning, Nature, Scope and importance of Economics.
- 1.6 International relations and study of Economics

Unit 2: Aims and Objectives of teaching Economics

- 2.2 Aims/Values of teaching Economics
 - 2.1.1 Intellectual aims
 - 2.1.2 Cultural aims
 - 2.1.3 Environmental aims
 - 2.1.4 Utilitarian aims
 - 2.1.5 Aesthetic aims
- 2.3 Taxonomy and objectives of teaching Economics
 - 2.2.1 Knowledge
 - 2.2.2 Understanding
 - 2.2.3 Application
 - 2.2.4 Attitude and interest

- 2.2.5 National Integration. International Understanding.
- 2.3 Co-relation of Economics with History, Science, Mathematics and languages
- 2.7 Trends in Economics Education
- 2.8 Importance and Organization of Field trips, Visits
- 2.9 Economics based hobby clubs / societies .

Unit 3: Instructional Design in Economics :

- 3.6 Meaning, importance and format of lesson plan
- 3.7 Principles of lesson planning
- 3.8 Characteristics of a lesson plan
- 3.4 Prepare Lesson Plan according to Active Learning Strategies
- 3.9 Unit plan
- 3.10 Resource Unit

Unit 4 : Methods of Teaching Economics

- 4.3 Meaning and importance of methods of teaching Economics
- 4.4 Different Methods of teaching Economics
 - 4.1.1 Lecture Method
 - 4.1.2 Laboratory Method
 - 4.1.3 Observation Method
 - 4.1.4 Excursion Method
 - 4.1.5 Project Method
 - 4.1.6 Discussion Method
 - 4.1.7 Active Learning Strategies

Practicum

- 6. Preparation of charts, and models.
- 7. Preparation of transparencies .
- 8. Preparation of resource unit in Economics

Assignments

- 4. Visit to an CA, Bank, Post office or Treasury
- 5. Collection of Coins of different countries.
- 6. Preparation of a project report – based on local Banks.

Note

- 2. Submission of report after doing any one of the above practical work

References

- 📖 Bliar, Thomas A., (1951), *Climatology: General and Regional*, New York, Prentice-Hall Inc.
- 📖 Briant, E.W. and D.W. Shave, (1965), *Geography in and out of School*, London, Harrap and Co.
- 📖 Brock, Jan O.M., (1965), *Geography, Its Scope and Spirit*, Ohio, Charles E. Merrill
- 📖 Charley, R.J. and P. Haggett (Eds) (1967), *Frontier in Geographical Teaching*, Methuen Educational Ltd.
- 📖 Cons, G.J. (1957) *Handbook for Geography Teacher*, London, Methuen Educational Ltd.
- 📖 Gabler, Robert, et al, (1945), *Introduction to Physical Geography*. San Francisco, Holt, Rinehart and Winston
- 📖 Garnett Ohio, (1965), *Fundamental in School Geography*, London, Harrap and Co.
- 📖 Gospil, G.H. (1965), *The Teaching of Geography*, London, Macmillan and Co.
- 📖 Graves, N.J. (1971), *Geography in Secondary Education*, London, Geography Association
- 📖 Graves, N.J. (1972), *New Movement in the Study and Teaching of Geography*, Australia, F.W. Cheshire Publishing Printing Ltd.
- 📖 Haggett, P., (1972) *Geography: A Modern Synthesis*, New York, Harper and Row
- 📖 Indian National Committee for Geography, (1968) *Developing Countries of the World* Calcutta, 21st IGU Publication
- 📖 Indian National Committee for Geography, (1968), *Indian Regional Studies*, Calcutta, 21st IGU Publication
- 📖 Indian National Committee for Geography, (1968), *Mountains and Rivers of India*, Calcutta, 21st IGU Publication
- 📖 Kendeaw, W.G. (1938), *Climatology*, London, Oxford University Press.
- 📖 Lake, Philip, (1974), *Physical Geography*, Madras, Macmillan Co. of India Ltd.
- 📖 Leong, Goh, Cheug, (1971), *Certification Physical and Human Geography*, Singapore, Oxford University Press.
- 📖 Long and Robertson, (1968), *Teaching of Geography*, London, Heinemann Educational Books Ltd.
- 📖 Long, M.L (Ed) (1974), *Handbook for Geography Teachers*, London Methuen Educational Ltd.
- 📖 Macnee E.A., (1953) *Teaching of Geography*, London, Oxford University Press.
- 📖 Robinson, Arthur H. (1960), *Elements of Cartography*, New York, John Wiley and Sons, Inc.
- 📖 Seninthirajah, N. and J. Weira, (1971), *Evaluation in Geography*, Ontario, Ontario Institute of Education
- 📖 Standing Sub-committee in Geography, (1954,) *Handbook for Geography Teacher*, London, Methuen Educational Ltd.
- 📖 Treartha, Gelnn T., (1954), *An Introduction to climate*, New York, McGraw Hill

Book Company Inc.

- ☐ UNESCO (1965) *Source Book for Geography Teaching*, London, Longman, Longman Co.
- ☐ Wheeler, Jr. J. Renton Kostabade and Richard S Thoman (1969), *Regional Geography of the World*, New York: Holt, Rinehart and Winston, Inc.
- ☐ Woolridge, S.W. and W.G. East, (1951), *The Spirit and Purpose of Geography*, New York, Hutchinson.

CC4 - Language across the curriculum – Part 2

Objectives

- It is also intended that the student teachers will develop a taste for and abilities in reading and making meaning of different kinds of texts.
- They will also learn to engage with ideas and appreciate that different kinds of writing are used to communicate these ideas in different contexts.
- Overall, areas of language proficiency which are emphasised are those that will lay a foundation for their becoming self-learners, reflective and expressive teachers, and collaborative professionals.

UNIT 1: ENGAGING WITH SUBJECT-RELATED REFERENCE BOOKS

For this Unit, the student-teachers should work in groups divided according to their subjects. Within these groups, pairs of student-teachers would make a choice of a specific topic in their subject area which they could research from a set of available reference books. The focus of this Unit is, as much the learning of effective processes of reference research and its presentation, as the actual reading of the reference books themselves.

Sequence of Activities

- Selecting the topic for research and articulating some guiding questions
- Searching and locating relevant reference books (could be from a school library or the institute library)
- Scanning, skimming and extracting relevant information from the books by making notes
 - Collating notes and organising information under various sub-headings
 - Planning a presentation – with display and oral components
- Making presentations to whole subject group, fielding questions.

UNIT 2: ENGAGING WITH EDUCATIONAL WRITING

Selected texts could be drawn from the wide range of popular educational writing in the form of well-written essays, extracts or chapters from authors who deal with themes from education, schooling, teaching or learning. The writings selected should present a definite point of view or argument about some aspects of the above themes. Student-teachers can be grouped randomly for this Unit.

Suggested Activities

- Reading for discerning the theme(s) and argument of the essay (guided

reading- individually or in pairs)

- Analysing the structure of the argument—identifying main ideas, understanding topic sentences of paragraphs, supporting ideas and examples, terms used as connectors and transitions (guided small group discussion)

- Discussion of the theme, sharing responses and point(s) of view (small group discussion)

- Writing a response paper (individually or in pairs)

- Presentations of selected papers, questions and answers (large group)

PRACTICAL

EPC-3 -MICRO TEACHING

Max. Marks : 50

External Marks : 25

Internal Marks : 25

Objectives:

1. To develop competency among students in teaching skills, integration of Teachingenable Students to responds to a variety of Maxims of Teaching.
2. To develop the teaching skills of Students.
3. To sharpen classroom communication skills of B.Ed. students.
4. To enable them to use the modern technology in teaching.
5. To enable them understand the process of class room teaching.

Course Content:

Unit I- Micro Teaching

Introduction ,Meaning , Definition,Concept&Principles of Micro Teaching.

Micro Teaching Cycle, Process of Micro Teaching.

Advantages, limitations and uses of Micro Teaching.

Unit II-TEACHING SKILLS

Meaning ,concept & Objective of Teaching Skills

- | | |
|---------------------------------|--|
| 1) Explaining Skill | 2)Skill of Illustration with Example |
| 3) Skill of Probing Question | 4)Reinforcement Skill |
| 5) Stimulus Variation Skill | 6)Introduction Skill |
| 7) Skill of writting Objectives | 8)Teacher's silences and Non Verbal Cues |
| 9) Lecturing Skill | 10)Black board writting Skill |
| 11)Effective Communication | 12)Recognizing and Attending Behaviours |
| 13) Classroom Management | 14)Planned repetition |

Unit III –PRACTICALS

1. Minimum 5 Skills Should be taught during Course.
2. Practices of 20 lessons from 5 teaching skills of 2 pedagogy subject is compulsory in peer group.
3. Record of Micro teaching - 20 lessons Plan from 5 teaching skills of 2 pedagogy subject is compulsory.

References :

- Passi , B.K. : Becoming Better Teacher – A Microteaching Approach. Sahitya Musranalaya, Ahmadabad, 1975.
- Passi, B.K. and Singh, P.: Value Education, National Psychological Corporation, Agar, 1991.
- Singh, T. and Singh, P. : Shikshan Abhyaske Sopan . Bharat Bharti Prakashan , Jaunpur, 1984.
- Singh, L.C. and Sharma, R.D. : Microteaching – Teaching and Practice , National Psychological Corporation, Agar, 1991.
-

EPC 4: DRAMA AND ART IN EDUCATION

Introduction

The need to integrate arts education in the formal schooling of our students is to retain our unique cultural identity in all its diversity and richness and encourage young students and creative minds to do the arts. An understanding of the arts will give our youth the ability to appreciate the richness and variety of artistic traditions as well as make them liberal, creative thinkers and good citizens of the Nation. Keeping in view some of these ideas, the National Curriculum Framework-2005, introduced arts education as a mainstream curricular area, which must be taught in every school as a compulsory subject (up to Class X) and facilities for the same may be provided in every school. Keeping this in view, it is all the more important that arts education is integrated in the school curriculum to provide an aesthetically viable atmosphere in schools encouraging creativity. For this, not only Art teachers but every teacher in the school system should be sensitized to understand and experience the use of Arts for holistic development of the learner, as a teacher as well as an individual.

OBJECTIVES

- Understanding basics of different Art forms – impact of Art forms on the human mind
- Enhance artistic and aesthetic sensibility among learners to enable them to respond to the beauty in different Art forms, through genuine exploration, experience and free expression
- Enhance skills for integrating different Art forms across school curriculum at secondary level
- Enhance awareness of the rich cultural heritage, artists and artisans.

COURSE CONTENT

UNIT 1: VISUAL ARTS AND CRAFTS (PRACTICAL)

- Experimentation with different materials of Visual Art, such as pastel, poster, pen and ink, rangoli materials, clay, etc.
- Exploration and experimentation with different methods of Visual Arts like Painting, block printing, collage, clay modelling, paper cutting and folding, etc.

- Paper framing and display of Art works.

UNIT 2: PERFORMING ARTS: DANCE, MUSIC, THEATRE AND PUPPETRY (PRACTICAL)

- Listening/viewing and exploring Regional Art forms of music, dance, theatre and puppetry.
- Viewing/listening to live and recorded performances of Classical and Regional Art forms
- Participation and performance in any one of the Regional Arts forms keeping in mind the integrated approach
- Planning a stage-setting for a performance/presentation by the student-teacher.

UNIT 3: APPRECIATION OF ARTS

- Meaning and concepts of Arts and aesthetics and its significance at secondary level of school education
- What is the difference between Education in Arts and Arts in Education
- Identification of different performing Art forms and artists ; dance, music and musical instrument, theatre, puppetry, etc. (based on a set of slides, selected for the purpose)
- Knowledge of Indian Craft Traditions and its relevance in education (based on a set of slides, selected for the purpose)
- Knowledge of Indian Contemporary Arts and Artists; Visual Arts (based on a set of slides, selected for the purpose)
- Indian festivals and its artistic significance.

Project Work (Units 1 and 2)

Theme-based projects from any one of the curricular areas covering its social, economic, cultural and scientific aspects integrating various Arts and Craft forms; Textbook analysis to find scope to integrate Art forms either in the text or activities or exercises; Documentation of the processes of any one Art or Craft form with the pedagogical basis such as weaving or printing of textiles, making of musical instruments, folk performances in the community, etc. – how the artist design their products, manage their resources, including raw materials, its marketing, problems they face, to make them aware of these aspects of historical, social, economic, scientific and environmental concerns. Student-teacher should prepare at least ten lesson plans in their respective

streams of subjects (Science/Maths / Social Sciences/Languages etc.) while integrating different art forms.

Workshop

Two workshops of half a day each, of one week duration for working with artists/artisans to learn basics of Arts and Crafts and understand its pedagogical significance. The Arts forms learnt during the course should be relevant to the student-teachers in their profession. Activities, such as drawing, and painting, rangoli, clay modelling, pottery, mixed collage, woodcraft, toy making, theatre, puppetry, dance, music, etc. region specific should be given more importance for making arts learner-centred. The focus of the workshops should be on how art forms can be used as tool/ method of teaching-learning of Languages, Social Sciences, Mathematics and Sciences.

PRACTICAL PART

1. **BODY MOVEMENT-** Different theatre games, Exercises, Martial Arts, Folk Dances.
2. **MEDITATION-** Focus, Concentration.
3. **SCRIPT WRITING-** characterization, dialogue, time and space, beginning, middle, end.
4. **POETRY RECITATION-** Rigved Mantras, VaachikAbhinay.
5. **SELECTION OF PLAY FOR CHILDREN.**
6. **CASTING.**
7. **BUILDING OF A CHARACTER.**
8. **PARTS OF SPEECH-** Volume, Pitch, Speed, clarity, Audibility, Diction, Intonation, Feel and Toner Quality, Projection.
9. **DESIGN OF A PRODUCTION.**
10. **PRODUCTION-** Poster Making, Audience, Execution of Different Aspects of Production, Analysis of Increase in Understanding of Children through Drama.

Suggested Approach for Teaching-learning Process

Every student-teacher must participate and practice different Art forms. They need to be encouraged to visit places of arts/see performances/ exhibitions/art and craft fairs/local craft bazaars, etc. Artists and artisans may be invited for demonstrations and interactions from the community. Student-teachers should be encouraged to maintain their diary on art interactions to enhance their knowledge and awareness in this area. Student-teachers can also be motivated to interpret art works/ commercials/events etc. to enhance their aesthetics sensibility.

A Resource Centre for Arts and Crafts should be a part of all the RIEs, where materials, including books, CDs, audio and video cassettes, films, software, props, art works of Regional and National level, books and journals must be displayed for the purpose of reference and continuous motivation.

Applications of Arts and Aesthetics in day-to-day life, in the institute and in the community are some of the practical aspects, which needs to be taken care too. Student-teachers must organise and participate in the celebrations of festivals, functions, special days, etc.

Modes of Assessment

The complete course is of 50 marks. It is recommended that evaluation of this course should be done at both the levels; (i) Internal as well as (ii) External. Practical Activities (Units 1 and 2 of 30 marks) in nature are more on the process than the product, hence need continuous and comprehensive evaluation(CCE). Therefore, recommended to be evaluated by the internals. The theory and project part (Unit 3 and Project work of 20 marks) can be in viva-voce and in presentation mode therefore recommended to be evaluated by the externals. The engagement of student-teacher in the above set of experiences should be evaluated on continuous and comprehensive manner, based on (a) submission of work/project; (b) participation in the activities; (c) creative potential displayed; (d) application of aesthetic sensibility in campus events and in other course activities.

VIKRAM VISHWAVIDYALAYA, UJJAIN
BACHELOR OF EDUCATION (B.Ed.) 2 Year
SYLLABUS

Compulsory Paper

Third Semester
CC1 - Action Research

Objectives : Upon completion of this course the student-teacher will be able to:

1. Acquire the knowledge of concept of research and educational research.
2. Understand the concept of basic, applied and action research and their differences.
3. Understand the meaning, significance and scope of action research
4. Become aware of action research problems in different areas in schools.
5. Acquire the knowledge of steps involved and tools used in action research.
6. Acquire the skills of conducting action research and to develop the skills of interpreting and reporting the findings of action research.

CONTENT

Unit 1 : Research and Educational Research

- 1.1 Research – meaning, definition and importance.
- 1.2 Educational Research – meaning, definition and importance.
- 1.3 Steps in Educational Research.
- 1.4 Types of Research : Fundamental/Basic, Applied and Action Research – meaning definition and importance.
- 1.5 Methods of research : Historical, Experimental and Survey
- 1.6 Differences between applied and action research with reference to –

- i) purpose, ii) definition, iii) hypotheses, iv) sample, v) data collection instruments,
- vi) data analyses, vii) generalization, viii) limitations

CONTENT

Unit 2 : Action Research

- 2.1 Meaning, definition and scope of action research.
- 2.2 Importance of action research to classroom teachers, administrators and guidance personnel.
- 2.3 Limitations of action research
- 2.4 Action problems in different areas in schools – examples.

Unit 3 : Research Steps and Tools

- 3.1 Steps in Action Research
 - 3.1.1 Identifying the problem area (examples – experimental design and qualitative design).
 - 3.1.2 Pinpointing the problem.
 - 3.1.3 Problem analysis in terms of causes.
 - 3.1.4 Identifying the objectives.
 - 3.1.5 Formulating action hypotheses.
 - 3.1.6 Designing action plan.
 - 3.1.7 Execution of the plan.
 - 3.1.8 Analysing the data.
 - 3.1.9 Findings
 - 3.1.10 Reporting.
- 3.2 Tools of Data Collection.
 - 3.2.1 Achievement Test, Questionnaire, Interview Schedule, Checklist, Rating Scale – meaning, need, advantages and limitations.
 - 3.2.2 Tests/Inventories of Aptitude, Attitude, Interest, Personality, Values, Intelligence and Creativity (Knowledge of at least 2 tests in each category).
 - 3.2.3 Measures in classroom – Sociometric technique and Classroom Social Distance Scale (uses of these tools in action research)
- 3.3 Quantitative and Qualitative data : meaning and examples.
 - 3.3.1 Analysis of the Data – frequency distribution, measures of central tendency, variability,
 - 3.3.2 Co-efficient of correlation (Pearson's rank difference method).

3.3.3 Interpretation of data with an example – descriptive and graphical.

(Note : to be discussed without computation)

Unit 4 : Action Research Report

4.1 Format of report in terms of steps of action research (as in 3.1 above).

4.2 Summary, bibliography and appendix.

Assignments (any one)

Preparation of an action plan on a classroom problem such as :

- a. identifying causes of poor reading ability and suggesting remedial measures.
- b. identifying the causes and types of spelling errors and suggesting remedial measures.
- c. identifying the causes of poor map-reading skills and suggesting remedial measures.
- d. identifying the causes for poor drawing of diagrams and suggesting remedial measures.
- e. identifying the causes of truancy and suggesting remedial measures.
- f. identifying the causes of problem behaviour of students in the classroom and suggesting remedial measures.
(any other problems similar to above mentioned)

Reference

- 📖 Aggarwal, J.C. (1975), *Educational Research : An Introduction*. New Delhi :Arya Book Depot.
- 📖 Best, J. W. and Kahn, J. V. (2002), *Research in Education*, (7th Ed.) New Delhi : Prentice Hall Pvt. Ltd.
- 📖 Corey, S.M. (1953), *Action Research to Improve School Practices*, New York: Bureau of Publications, Columbia University.
- 📖 Fox, D. J. (1969), *The Research Process in Education*. New York : Holt, Rinehart and Winston, Inc.
- 📖 Garrett, H.E. (1969), *Statistics in Psychology and Education*. Bombay :Vakils, Feffer and Simons, Ltd.
- 📖 Koul, L. (1984), *Methodology of Educational Research*, New Delhi :Vikas Publishing House Pvt. Ltd.

- 📖 McLean J.E. (1995), *Improving Education through Action Research*, California : Corwin Press, INC.
- 📖 NCERT (1979), *Research in Classroom*, New Delhi : Volume I to IV.
- 📖 Sharma, R.N. (1993), *Methodology of Research in Education*, New Delhi :Surjeet Publications.
- 📖 Sidhu, K. S. (1984), *Methodology of Research in Education*, New Delhi : Sterling Publishers Pvt. Ltd.
- 📖 Van Dalen, D. (1973) *Understanding Educational Research : An Introduction*. New Delhi : McGraw Hill Book Co.

PRACTICAL

CC2 - School Internship and Observation

Internal Assessment Marks : 150
Min.Marks :75

Division of Marks :-

- (a) School Internship +Construction of Achievement test +teaching aid = 30+10+20
- (b) Observation + Participation and organization two co-curricular activities +book Review =30+10+10
- (c) Critisim lesson (two lesson each subject) 5x4 x2 = 40

Objective :-

- Pupil teacher will be able to understand the role of observation in improving teaching.
- Pupil teacher will be able to observe and peer pupil teacher.
- Pupil teacher will learn how to give feedback to peer regarding overall teaching.
- Pupil teachers will understand the further implications of observation in his/her own teaching.

Process :

Pupil teacher must observe 25 lesson plans of his/her peer pupil teacher in standard format and submit to concerned teacher.

Activities

- A) I Regular classroom teaching delivery of 60 lessons
(Minimum 30 Lessons in each subject out of which
5 ALM Lessons are compulsory)
Daily supervision of lesson 15X2 30

II	Development of achievement test and remedial teaching	10
III	Functional and Statistic Model/Teaching aids, at least one in each subject	5x2
B) I	Observation of minimum 12 lessons in each teaching subject and preparation of report	10
II	Criticism Lesson four, two in each subject (Observed by minimum two supervisors)	5x4 20
III	Participation & organization of any two co-curricular activities and preparation of Report	10
IV	Candid analysis of text book of concerned subjects at school level	10

Note :

- External observer principal internship school and nominated by internship school principal.
- Use of thermo coal in preparation of teaching aids is prohibited since it is non biodegradable. Even thermo coal sheets not be used as base material.

Final Teaching

Max. Marks :200
External Marks : 200

DELIVERY OF LESSONS

- Minimum number of lessons in each teaching subject to be delivery should be 30 out of which 5 ALM Lesson Plan which will included two criticism lessons – one at the end of 14 lessons and the other at the end of teaching assignments. Total 60 lessons for two teaching subjects.

PRACTICUM DURING INTERNSHIP

- Preparation, administration analysis of achievement test (s) followed by remedial teaching.
- Case study/action research Working with community (meeting 2 parents for total growth and development of their wards and preparation of report)
- Observation of 5 lessons in each subject and preparation of report Organise/participate in any one school co curricular activities/ Review of Text book. (See the list in each teaching subjects.
- Teaching aids in each teaching subjects. Any other activity/s decided by the Institute.

POST INTERNSHIP

The period will be for reflection and review of internship programme to facilitate the understanding of the effectiveness of various activities undertaken during internship. During this phase the efficacy of the entire programme for the students as well as faculty members of the institute will be determined through:

- Seeking reactions of students, headmasters/ principals/ cooperating teachers and supervisors

- Exhibition of work done by the students during the internship programme.
- Additional activities on the basis of feedback as received at (a) and (b) above
- Any other activity/s decided by the Insitute.

SUGGESTED SCHOOL ACTIVITIES

- Organization of cultural activities, organization of literary activities organization of games/reports.
- Framing of timetable
- Attending and organizing morning assembly
- Maintenance of school discipline
- Maintenance of school reports
- Guidance and counseling
- Organising science fair, exhibition, science club, nature study
- Maintenance of school library
- Maintenance of school laboratories
- Role of community for school improvement
- School of mapping
- Garding
- Water resource management
- Voluntary services
- Mass awareness of social evils and taboos
- Literacy activities
- Any other activity/s decided by the Institute.

ASSESSMENT OF INTERNSHIP ACTIVITIES

Activities

Final Teaching :-

Final Teaching :-

A	I. Evaluation Lesson plan (Prepared lesson Plan Diary) 50	150
	II. Teaching aids used 50	
	III. Presentation of lesson(any one Pedagogy subject)50	
B	IV.Viva-Voce on pedagogy subject	50

Note: Any of the above activity may be replaced by another activity as decided by the Institute as per the need of the course

Use of thermo coal in preparation of teaching aids is prohibited since it is non biodegradable. Even thermo coal sheets not be used as base material.

EPC4 Educational Psychology Practical

Max.Marks : 50

External Assessment : 30 Internal Assessment : 20

Objectives :-

- To develop ability in pupil teachers to assess students.
- To enhance pupil teacher's capacity of conducting practicals in Psychology .
- The pupil teachers will learn further use of such tools in research, selection of psychological tools and their implications.

Selection of Psychology practicals :

There are two groups based on tests and experiments.

Pupil teacher must learn to conduct total 5 practicals from the given table.

- Any two tests from group 'A'.
- Any two experiments from group 'B'.
- Remaining one practical will be chosen by the institution from any of the given groups.

List for Practical work (Any five)

Group-'A' Test	Group- 'B' Experiment
1.Intelligence Test (Verbal/Non Verbal)	1.Learning by Whole and Part Method
2.Interest Test	2.Division of Attention
3.Adjustment Test	3.Transfer of Learning by Mirror Drawing apparatus
4.Attitude Test	4.Sociometry
5.Personality Test (Introvert and Extrovert)	5.Immediate Memory

EPC 5 -WORK EXPERIENCE

- (A) Drawing & Painting
- (B) Music
- (C) Gardening & Horticulture

Max. Marks : 50

Internal Assessment : 20

External Assessment : 30

Drawing and Painting

Theory—

- 1 Basic Design and Colour Design
- 2 Effect of Strong Contrast in Value and Colour
- 3 Effect of Cool Colours in Relation to Topic
- 4 Lettering—Design in Lettering
- 5 Postal—Function and Necessity
- 6 Book Illustration, Cover Designing

Practical—

- 1 Preparation of colour, charts, showing tone, shades
- 2 Preparation of geometric design, landscape
- 3 Making of unit designs—cover design

Music

Theory—

- 1 Knowledge of Nad, Swar, Sudha, Komal, Teevra, Saptak, Mandhra, Madhya, Taar, Aroha, Avroha, Raga, Gat, Lay, Matra, Tal, Khali
- 2 Knowledge of Education system as laid down by N. Vishnu Digamber or Pt. Bhatkinand
- 3 Outline of History of Indian Music

Practical—

- 1 To Participate in Community Singing
- 2 Stress on Creating and Developing Proper Sense of Rhythm
- 3 Ability to Sing Five Ragas—Yaman, Kafi, Khamaj, Bhopali, Sarang
- 4 Five Taals and Thekas—Kahrawa, Dadra, Tritaal, Jhaptaal, Chautaal
- 5 Ability to Recognise Taal Played; Knowledge of Tuning and Instruments
- 6 To Sing National Anthem, Patriotic, Devotional Songs and Ghazals

(C) Gardening & Horticulture

Theory -

- 1. Place Gardening - Importance and aims.**
- 2. Site selection for garden.**
- 3. Irrigation and drainage - methods of irrigation and importance.**
- 4. Seed and seed selection , methods of sowing -germination vegetative propagation.**
- 5. Place of pot culture, water culture, mixing of soil, manure.**
- 6. care and upkeep of garden -inter-culture, mulching and weed control , insects and pests , fungicides.**

Practical - Care and Handling of Equipment, Upkeep of

Plants, pots, preparation of compost, nursery beds, spraying of insecticides etc., collection of seeds , bulbs, pests etc.

VIKRAM VISHWAVIDYALAYA, UJJAIN

BACHELOR OF EDUCATION (B.Ed.) 2 Year

SYLLABUS

Compulsory Paper

Fourth Semester

CC 1 Gender, School and Society

Course Objectives:

To enable the Student Teacher to:

1. To acquaint the student teachers with the concept of gendered roles in society and their challenges.
2. To develop an understanding of the inequality and disparities in equal opportunities in education in societal context.
3. To enable the student teachers to critically examine the stereotypes and rethink their beliefs.
4. To help student teachers to develop abilities to handle notion of gender and sexuality.

Course Contents:

UNIT I Gender Issues: Key Concepts

1. The meaning and concept of gender and experience of gender in across different social groups, regions and time-periods. Challenges in gendered roles in society: Family, caste, religion, culture, the media and popular culture (films, advertisements, songs etc.), law and the state.
2. Unequal access of education to girls; access to schools; gender identity construction at home and in society.
3. Indian societal context: Power and authority in Indian Social System (patriarchy). Socialization of child into a specific gender influences, and opportunities for education.

UNIT II Gender Challenges and Education

4. Challenging gender inequalities or reinforcing gender parity: The role of schools, peers, teachers, curriculum and textbooks, etc.
5. Representation of gendered roles, relationships and ideas in textbooks and curricula.
6. Schools nurture or challenge creation of young people as masculine and feminine selves.

UNIT III Gender Issues and Role of Teacher

7. Counseling and Guidance: Teachers' need help to develop abilities to handle notions of gender and sexuality, (often addressing the issues under diverse cultural constraints, their own and their students', instead of shying away from the same.)
8. Sex Education: Perceptions of safety at school, home and beyond (The formulation of positive notions of sexuality among young people impact larger issues).
9. Identification of sexual abuse/violence and its verbalisation, (combating the dominant societal outlook of objectification of the female body, and so on.)

UNIT IV Role of the Media and Life Skills Education

10. Role of the media in propagation of popular beliefs, reinforcing gender roles in the popular culture and by implication, at school.
11. Life Skills courses in school: provisions to deal with some issues of gender identity roles and performativity for the development of positive notions of body and self.
12. Gender equality Education: of regions and exploring the roles of the institutions (family, caste, religion, culture, media and popular culture, law and the state).

Assignment:

1. Group Discussion:

B.Ed. students will observe and study the distribution of roles and responsibilities in schools and classrooms, rituals and school routines, processes of disciplining distinctly as for girls and boys, and in classroom interaction. Studying the everyday activities where the majority of girls constitute the assembly choir group and the boys form the inter-school cricket team; girls partnered to be seated with other girl students and boys with boys; sciences associated with boys and humanities with girls; art and craft considered to be the domain of the girls and physical education that of the boys; etc. Teachers need to question such stereotypes and help students rethink their beliefs. Why these issues are delineated only for supplementary extra-curricular periods in school and not integrated into subjects of study need to be discussed.

2. **Group work& activities, brainstorming, audio-visual presentations:** prospective teachers to attend and themselves undertake sessions of open verbalization with school students, voluntary cum friendly involvement in discussions, , together with the co-participation of school (teachers, counselors and other resources), home (parents and siblings) and society (NGOs, other expert groups, etc.).

3. **Assignments and Projects:** Student-teachers will be exposed and trained to prepare pedagogic material and practice a pedagogy which can develop abilities and confidence in their students to critically evaluate and challenge gender inequalities, while being sensitive to social groups.

References:

1. Acker, S. (1994) Feminist theory and the study of gender and education; In S.
2. Acker, Gendered Education: Sociological Reflections on women, Teaching and
3. Feminism, Buckingham: Open University Press.
4. Barks, O. (1971) Sociology of Education Ed. 2 Landon: Batsford.
5. Kumar, K. (1991) *Political agenda of Education, New Delhi: Sage.*
6. Lips, Hilary M. (1989) Sex and Gender an Introduction, California
7. Mountainview, Mayfield Publishing Company.
8. Shokeshaft, Charol (1989). Women in education administration, New Bury Park: Sage Publication.
9. Crapo, H. (ed.) (1970) Family, Class and education, London: Longman
10. David, Mirrian, E. (1980) State the Family and education, London: Routledge and kegan Paul Desai, 12. Tyler, W. (1977) The sociology of educational inequality, London: Methuen.
13. Chandra, Karuna (1984) Structures and ideologies: Socialization and Education of girl
14. child in South Asia', Indian. Journal of Social Sciences. Vol 3 No. 1.
15. Ahmad, Karuna (1984) 'Social context of Women's Education 1921-81', New frontiers in higher education, Vol.- XV No. 3.

CC 2. Educational Technology & ICT

Objectives: Upon the completion of the course the student-teachers will able to:

- Explain meaning, components, functions of computer and its historical backgrounds.
- Understand the computer peripherals and its Organization in computer system.
- Develop skill in handling computer and using word documents.
- Develop skill in computation, analysis and interpretation of data by using Excel Spread sheets.
- Understand the Educational implications of Power Point Presentation and its use in classroom context.
- Understand the applications of Information Technology in the field of teacher education programme and training.

CONTENT

Unit 1 : Fundamentals of ET

1.1 Meaning, Definition Characteristics and Need of ET

1.2 Hardware & Software Approaches & Difference

1.3 Classification of Approaches:

1.3.1 Hardwares: Main Parts, Functions of OHP, Projectors, Audio-Visual Equipments, TV, Computer.

1.3.2 Softwares: Functions of Software used in Education ,MS Word, MS Excel, PowerPoint Presentation. E-Mail, Internet.

Unit 2: Computer Organization: Hardware and Software

2.1 Meaning, Definition and Characteristics of Computer

2.2 History and Generations of Computer

2.3 Basic Functions of Computer - Input-Process-Output Concepts

2.4 Input Devices:

2.4.1 Key Board, Mouse, Scanner, Digital Camera, Mike, Digital Board

2.5 Central Processing Unit:

Arithmetic and Logic Unit, Control Unit and Memory Units.

- 2.3 Memory Devices (Storage devices):
 - 2.3.1 Primary memory Devices: RAM, ROM, PROM, EPROM and EEPROM.
 - 2.3.2 Secondary memory Devices: Hard Disk, CD-Rom, DVD, Optical Disk, Pen drive.
- 2.4 Output Devices:
Monitor, Printer, Plotter, Speaker
- 2.5 Operating System:
 - 2.1.1 Needs and Functions of Operating System
 - 2.1.2 Types of Operating System – single user and multi user
- 2.6 Programming Languages: Types of Languages – LLL and HLL
- 2.7 Computer Software:
System Software, Application Software and Operating System
- 2.8 Computer Virus and its prevention.

Unit 3: Microsoft Windows (System Software)

- 3.1 Introduction to MS-Windows
Elements of MS-Windows, Start Menu, Desktop, Window Accessories, Control panel, Windows Explorer
- 3.2 Application Programme: MS-OFFICE (**Application Software**) MS-WORD, MS-EXCEL AND MS-POWERPOINT.
- 3.3 Microsoft Power Point :**
 - 3.5.1 Parts of PowerPoint windows, PowerPoint Standard, Formatting, Drawing Toolbars.
 - 3.5.2. Working with Text –Changing Fonts, Changing Font Size and Bold, Alignments, Moving text etc
 - 3.5.3. Working with Graphics – Moving the Frames and Inserting Clip Arts, Inserting pictures, Inserting New Slide, Organisation of Charts, Tables, Designing Templates, Master Slide, Colour box etc
 - 3.5.4. Presentation of Slides – Saving Slides, Auto Content Wizard Slide

Show, Animation, etc.

3.5.5. Educational based application, use of the Power Point.

Unit 4: Applications Information and Communication Technology in Education

4.1 Introduction to ICT: Meaning, Need and importance of ICT.

4.2 Introduction to Multi Media :

4.2.1 Meaning of Multi media

4.2.2 Scope of Multi media

4.2.3 Components of Multi media

4.2.4 Pre-requisites of Multimedia PC

4.2.5 Graphic Effects and Techniques

4.2.6 Sound and Music

4.2.7 Uses of Multimedia for teaching

4.2.8 Developing a lesson plan using a multimedia package

4.3 Introduction to Internet

4.3.1 Meaning of Internet

4.3.2 Characteristics of Internet

4.3.3 Uses of Internet

4.3.4 Educational based applications of Internet

4.4 Computer Application in Education

4.4.1 Computer Assisted Instruction: Concept, Characteristics, Modes, Merits and demerits.

4.4.2 Computer Assisted Testing : concept, characteristics, modes, merit and demerits

4.4.3 Computer Managed Instruction : concept, characteristics, modes, merits and demerits

6. Introduction to/ website –meaning and importance

4.5.1 Social websites (Blog/Twitter/face book)

Unit 5: Technology in Education

4.1 Psychological Based Modern Techniques Adgerdel'sCone of Experience.

4.2 Programmed Learning :Meaning ,Significance Principles,& Types-Linear ,Branched,Mathetics

5.3 Innovation in Educational Technology:VedioLessons,Interactive Video, Smart Class, Tele & Video Confrencing.

Requirements:

1. Infrastructure requirements: In order to implement ICT literacy in in-service teacher education and ICT laboratory/Multimedia centre may have to be setup No. of PCs /Systems will be required.
2. It is recommended that for each student teacher get hands on experience at least one hour per week. College is free to design the practical time table.
3. It is recommended that out of 4 Hours a week. (2 Hours theory and 2 hour practical's.)
4. Institution should have to appoint ICT Teacher with minimum qualification of PGDCA/BCA/MCA

Assignments: (Any One Uniform pattern)

1. Write the History and Generations of Computer.
2. Write the Input, Output and Storage devices of Computer system.
3. Preparation of a Lesson Plan, Student List, Letters, Invitations – Hard copy and Soft copy.
4. MS Excel: Preparation of a School Time table, Marks List – Analysis of Data and Graphical representation - Hard copy and Soft copy.
5. MS PowerPoint: Preparation of Animated slides (Insert Pictures, Cliparts, Word art, sound, effects, animation, etc...)for teaching any concept on your subjects.
6. Internet: Surfing Educative websites, downloading, taking a printout, creating E-mail Id.

Reference

- 📖 Balaguruswamy E. (2001) ,*Programming in Basic*, New Delhi: Tata McGraw Hill Publishing Company Limited.
- 📖 Casanova and Molina (1996), *Multi media : Production, Planning and Delivery*, New Delhi : Prentice-Hall of India Private Limited.
- 📖 Gupta, Vikas (1997) ,*Micro soft Windows*, New Delhi : PustakMahal.
- 📖 Gupta, Vikas (1997), *Rapidex Computer Course*, New Delhi :PustakMahal.
- 📖 Harley, Hahn (1996) ,*The Complete Internet Reference*, New Delhi: Tata McGraw Hill Publishing Company Limited.
- 📖 Hayes, J.P. (1998), *Computer Architecture and Organisation*, New Delhi:

Tata McGraw Hill Publishing Company Limited.

- 📖 Jain, V.K. (1997), *Computer for Beginners*, New Delhi :PustakMahal.
- 📖 Leon, Alexis and Mathews (1998), *E mail in a Nutshell*,Chennai : Leon Tech World.
- 📖 Leon, Alexis and Mathews (1999), *Fundamentals of Information Technology, Chennai*
: Leon Tech World.
- 📖 Milan, Milenkovic (1987), *Operating System - Concept and Design*, New Delhi
: Tata McGraw Hill Publishing Company Limited.
- 📖 Rajaraman V. (1992) ,*Fundamentals of Computer*, New Delhi :
Prentice-Hall of India Private Limited.
- 📖 Ron, Mansfield (1994), *The Compact Guide to Microsoft Office*,
New Delhi: B.P.B Publication.
- 📖 Singh, Vishnu Priya and Singh, Meenakshi (1998), *Multimedia Illustrate*,
New Delhi
: Prentice-Hall of India Private Limited.
- 📖 Subramanian N. (1986), *Introduction to Computer Fundamentals*, New Delhi:
Tata McGraw Hill Publishing Company Limited.

CC3: CREATING AND INCULSIVE SCHOOL

Objectives:

On completion of the Course the Student Teacher will be able to :

1. Identify the children of special needs.
2. Understand the nature of special needs their psychoeducational characteristics and functional limitation.
3. Familiarize with assessment and placement procedure for children with special needs.
4. Develop understanding about accommodating special needs in regular classroom.
5. Appreciate the education of children with special needs.

Course Content:

Unit 1- Special needs and education

- Concept and types of special needs.
- education of children with special needs and its implecation for universilisation of elementary education.
- understanding and respecting diversity.
- trends of education for children with special need in india.
- policies schemes and legistations about the education of children with special educational needs.

Unit 2- nature ,types and characterstics of children with special needs

- -psycho-social and educational characterstics functional limitations with reference to-
- locomoter impairment
- hearing impairment
- visual impairment
- learning disability
- gifted and disadvantaged children
- mental retardation and slow learners.

Unit III- Inclusive Education

- concept and philosophy of inclusive education

- teaching competencies required for inclusive education
- Roll of class teachers and Resource teachers in inclusive education.
- School and classroom management for implementing inclusive education.
- guidance and counselling in inclusive education.
- Specific roll of family and community participation.
- Support services needed for inclusive schools

UNIT IV- identification and assessment of children with special educational needs

- Concept and techniques of assessment
- -identification and functional assessment of children with special needs
- -importance of assessment for instructional planning and curriculum.
- curriculum ,adaptation, teaching strategies and evaluation in inclusive school.
- -Principles and methods of curriculum adaptation and adjustment to address diversity.
- teaching learning strategies for children with special educational needs:
- comparative learning ,peer tutoring ,behavior modification, multisensory approach,perceptual strategy and system approach.
- individual educational program (IEP) and use of emerging technology
- adaptation in evaluation procedures.

Practicum: Any one of the following:

(suggested practicum but more activities can be taken up by the teacher based on any topic from above unit)

1. Preparation of a report on importance of education for children with special needs
2. Case study of children with special needs school in school situation.
3. Observation of class room situation and identification of special needs.
4. Identification of gifted /creative /slow learner/children with learning disability using standardized test.
5. Preparation of teaching plan for accommodation special need(Any one type) in regular classroom.
6. List out the resources for effective implementation of integration programme with reference to any one category of special needs.

Apart from the above similar activities from the five units will be identified and given.

References:

1. Montgomery, D. (1990), special need in ordinary schools: children with learning difficulties, Cassel Educational limited, London
2. Ainscow, M. (1990) special needs in the classroom: A Teacher education resource pack UNESCO
3. Hallahan and Kuffman J.M. (1984) exceptional children, Prentice hall
4. Haring N.G. (1986) Exceptional Children and youth Ohio: Columbus Charles E Meml Publishing Co. A Bell and Howell Co.
5. Hegarty S. and Mithu Alur (2002) Education and children with Special

CC 4. Optional Course:
(Any One of the Subject mentioned below)

Value Education

Objectives: Upon completion of the course the student-teachers will be able to:

1. Understand the concept and types of values.
2. Understand the meaning and basic-theories of axiology.
3. Get an insight into the strategies of inculcation of values among children.
4. Develop awareness about the different agencies working in the sphere of value education.
5. Develop skills and techniques needed to teach value education.
6. Understand the role of the teacher in value education.

CONTENT

Unit 1: Introduction to Values

- 1.1 Values: Concept, Nature, Types and Significance
- 1.2 Classification of Values - Intrinsic Values, Instrumental Values, Moral Values, Aesthetic Values, Economic Values, Social Values
- 1.3 Contemporary Values in Indian Context
 - 1.3.1 Panchakosha Theory of Values
 - 1.3.2 Basic Human Values – Truth, Beauty, Goodness, Love, Peace, Non-Violence
 - 1.3.3 Contemporary Values – Scientific Temper, Intellectual Honesty, Social Service and Protection of Environment.

Unit 2: Strategies of Inculcation of Values

- 2.1 Sources of Value Education – Autobiography and Biography of Great People, Parables, Vedas, Bhagavadgita, Shlokas, Poems, Newspaper Clippings, Episodes from Real Life, Documents etc.
- 2.2 Techniques of Inculcating Values in Life

2.2.1 Ashtangayoga (Yama, Niyama, Asana, Pranayama, Prathyahara, Dhyana, Dharana, and Samadhi)

2.3 Role of Teachers in Value Education.

Unit 3: Role of Social Agencies in Value Education

3.1 Family

3.2 Religion

3.3 Educational Institutions

3.4 Community

3.5 Mass Media (Print and Electronic)

3.6 Information and Communication Technology (Computer and Internet)

Unit 4: Value Education in Secondary Schools

4.1 Integrated approach

4.2 Direct Approach

4.3 Incidental approach

4.4 Co-curricular and Extra-Curricular Activities

4.1.1 Resolving Value Conflicts (value crisis)





4.1.2 Discussion of Burning Social and Moral Problems

4.1.3 Project Work and Community Centered Activities

Assignments (any one)

1. Visit to religious institutions which are involved in Educational endeavor
2. Documentation of the contributions of the great personalities and institutions for the promotion and protection of values
3. Selection of incidences/ episodes from the biographies depicting particular/ selected value
4. Preparation of Value Judgment Scale

Reference:

-  Broudy S. Harry (1961) Building a Philosophy of Education, USA, Prentice-hall Inc.
-  Dewey, J. (1916) Democracy and Education. New York: Macmillan.
-  Doyle, T.F. (1973) Educational Judgments. London: Roufledge and Kegam Paul.
-  Feather T., Norman (1975) Values in Education and Society, New York: A

Division of Macmillan Publishing Co.

- 📖 Gupta, N.L. (1986) Value-education: Theory and Practice, Amjeer, Krishna brothers.
- 📖 Kneller, G.F., (1971) Introduction to the Philosophy of Education. New York: Johnwilly and Sons.
- 📖 Lowenthal, F. and Vandamme F. Eds. (1986) Pragmatics and Education. New York. Planeum.
- 📖 Marlow A.H., Ed. (1959) New Knowledge in Human Values. London: Harper and Row
- 📖 Peters, R.S. (1963) Authority, Responsibility and Education. London: George Allen and Unwin.
- 📖 Rogers, C.R. (1980) A Way of Being. Houghton Mifflin, Boston.
- 📖 Russell, B. (1972) Education and the Good Life. New York: Leveright.
- 📖 Venkataiah N. (Ed), (1998) Value Education. New Delhi: APH Publishing Corporat

Optional Subject

FUTUROLOGY IN EDUCATION

OBJECTIVES:

To acquaint students with the significance of the study of Futures in general and Futurology in particular.

To develop the knowledge and skills of students for Forecasting Futures of Education through methods and techniques.

To develop critical thinking of students about the problem and prospects of school education in future.

CONTENT:

UNIT I: Concept of Future and Future studies:

Needs, Scope and Significance of Futures Studies in General

UNIT II: Concepts of Futurology in Education and Futuristic Education:

Needs and relevance of study of Futurology in Education at Teacher Education stage and School stage

UNIT III: Parameters of Forecasting Educational Futures.

Different methods of Futures Studies: simple Trend Extrapolation, Brain Storming, Delphi, Future Wheel, Role Playing, and Scenario Writing.

UNIT- IV: Futures of Educational System:

Library, Classroom, Methods, Media and Teaching Aids, Textbooks, Examination System, Futures School Teachers and Students. Futures of Primary and Secondary Education in the Context of Social and Technological Change

ACTIVITY:

Group Activity (ONE)

Development of Scenario on any one area of Education as specified in Units 4 and 5 using the activities specified in unit 3.

Individual Activity (ONE)

- a. Designing futuristic course content of own subject at school level on the basis of study of Literature.

- b. Writing Scenario of Future of Students/ Teachers/School/ Environment/ Library/ Teaching Aids/ Textbooks; etc. using Future Wheel Exercise.
- c. Using Future Wheel Exercise.

References:

- Ekisirh Sade keLiyaShiksha. Palash, Madhya Pradesh ShishakPrashikshanMandal, Bhopal, Jan., 1990.
- NIEPA Report: Education in the 2001, New Delhi, 1986.
- Passi, B.K. and Sahoo, P.K.: Future Studies National Psychological Corporation, Agra, 1991.
- Reddy, N.: Problems of Futurology. Sterling Publishing Co., New Delhi, 1985.
- Sapra, C.L., and Dadauz, S.S.: Education of the Future Management Challenges. National Book, New Delhi, 1986.
- Seth, S.C.: India- The Next 7000 days. Wiley Eastern Ltd., New Delhi, 1986.
- Seth, S.C.: Future Scan and anticipatory Management. Centre for Anticipatory Management, New Delhi.
- Sharma, P.L.: India the Fourth World. Pankaj, New Delhi, 1985.
- Srivastava, A.P.: Teaching and Learning in XII Century. The Learning Laboratory, New Delhi, 1987.
- Toffler, A.: The Third Wave. Pan book, London, 1980.

Optional Subject

Health and Physical Education

Objectives : Upon completion of the course the student–teacher will be able to :

1. Understand the significance of Health Education for the all-round development.
2. Maintain and promote good health
3. Develop the understanding of physical education and its related fields.
4. Acquire the knowledge about the teaching methods of physical education and its activities.
5. Know about the effective organization of physical education activities.

CONTENT

Unit 1 : Health and Physical Education

- 1.1 Health : Meaning, Aims and Objectives, Importance and Scope
- 1.2 Physical Education : Meaning, Aims and Objectives, Importance and Scope
- 1.3 Related fields – Recreation, Health Education and Education
- 1.4 National and Emotional Integration through Sports and Physical Education
- 1.5 Yoga – Meaning – Astanga Yoga – Significance in Modern Society.

Unit 2 : Health Service and Supervision

- 2.1 Medical Inspection – Meaning, Procedure and Importance
- 2.2 Personal Care – Skin, Eyes, Ears and Teeth
- 2.3 Safety Education – Meaning and Significance, Safety in Classrooms, Play field, Gymnasium, Roads and Homes.
- 2.4 First Aid – Meaning, Significance, principles of giving first aid
- 2.5 Fatigue – Meaning, Causes and Remedies.
- 2.6 Balanced DIET – Meaning and Benefits.

Unit 3 : Leadership, Discipline, Incentives and Awards

- 3.1 Leadership

3.1.1 Qualities of good leader in physical education

3.1.2 Teacher leadership

3.1.3 Student leadership

3.2 Discipline

3.2.1 Meaning

3.2.2 Common forms of indiscipline in schools

3.2.3 Causes for indiscipline

3.2.4 Steps to check indiscipline

3.2.5 Rewards and discipline

3.2.6 Punishment and discipline

3.3 Incentives and Awards

3.3.1 Letter – Crest

3.3.2 Cup

3.3.3 Trophy

3.3.4 Medal

3.3.5 Honour Board

3.3.6 Scholarship

3.3.7 Certificate

3.3.8 Cash prize – based on the Player's Performance

Unit 4 : Organization of Physical Education Activities

4.1 Intramural and Extramural Competitions: Meaning, Organization, Benefits

4.2 Tournaments : Meaning, Types – Knock-out and league, Benefits.

4.3 Sports meet : Meaning, Organization, Benefits.

4.4 Camps and Hikes : Meaning, Organization, Benefits.

Practicum

1. Participation in any one major game and one sports item
2. Ground marking for selected games and sports
3. Commands, line formation and marching, ceremonial parade
4. Participation in two National festival programmes for flag hoisting

References

- ❑ Kamalesh and Sangral, (2000), *Principles and History of Physical Education*, Ludhiana :Tandon Publication,.
- ❑ Nadgir, K.G. (1998) *SharirShikshanadVidhanagalu*, Dharwad : MallesajjanVyayama Shale.
- ❑ Nadgir, K.G.(1997) , *ArogyaMuttuAragyaShikshana*, Dharwad : MallasajjanaVyama Shale.
- ❑ Prakash Brothers (2000) *Organization, Administration and Recreation in PhysicalEducation*, Ludhiana :Prakash Brother Publication.
- ❑ Rao, V. K. (2003), *Physical Education*, New Delhi : A.P.H. Publishing Corporation.
- ❑ SarojkantBihari and Prasanna Kumar Chowdhary (2003), *Health and PhysicalEducation*. Ludhiana :Kalyeni Publishers.
- ❑ Vijendra Kumar (2000), *Modern Methods of Teaching Physical Education*, New Delhi : Sarup& Sons.
- ❑ Parekh priyanshi-Jain vaibhav (2018) *Health, Physical Education and Yoga*, Shivalik Prakashan, Delhi

Optional Subject Guidance and Counseling in Schools

Objectives: Upon completion of this course the student-teacher will be able to :

1. Understand the principles, scope and need of guidance and counselling in schools
2. Acquaint himself with nature of different problems faced by children in context of learning and development.
3. Understand the acquisition and process of learning in children with special needs.
4. Acquaint himself with learning disabilities of children and its remedies
5. Take up minimum guidance programme at school level.

CONTENT

Unit 1: Guidance and Counselling

- 1.1 Introduction to Guidance and Counselling
- 1.2 Nature, Purpose and Scope of Guidance and Counselling
- 1.3 Difference between Guidance and Counselling
- 1.4 Counselling
 - 1.4.1 Principles
 - 1.4.2 Approaches
- 1.5 Areas of Guidance
 - 1.5.1 Educational Guidance
 - 1.5.2 Vocational Guidance
 - 1.5.3 Personal Guidance *

Unit-2: Problems of Developments in Children

- 2.1 Problems related to physical development
 - 2.1.1 Common problems faced by children
 - 2.1.2 Nutrition
- 2.2 Problems related with Emotional Development
 - 2.2.1 Adjustment to Home
 - 2.2.2 Adjustment to School
 - 2.2.3 Adjustment to Peer Group

- 2.2.4 Problems related to academic achievement
- 2.2.5. Problems related to Gender bias and Gender related issues
- 2.5 Applications of the whole child concept for parents, teachers and counselors
- 2.6 Acquisition and Process of Learning
 - 2.6.1 Concept of learning
 - 2.6.2 Factors affecting learning
 - 2.6.3 Physiological factors
 - 2.6.4 Psychological factors
 - 2.6.5 Socio-emotional factors
 - 2.6.6 Educational factors

Unit 3: Learning Disabilities of Children

- 3.1 Factors Contributing to Learning Problems
 - 3.4.1 External factors – Psychological and Educational
 - 3.4.2 Internal factors – Low general ability, Attention, Specific reading, writing etc.
- 3.2 Assessment of the child
 - 3.2.1 Case history
 - 3.2.2 Assessment of general abilities
- 3.3 Remediation
 - 3.3.1 Principles of Guidance Services
 - 3.3.2 Designing remedial strategies.

Unit 4: Guidance for Children with Special Needs

- 4.1 Meaning, definitions and types of exceptional children
- 4.2 Gifted and Creative children
- 4.3 Slow learners and backward children
- 4.4 Strategies for helping exceptional children to overcome their problems.

Assignments (any one)

1. Case study of a child with special problem.
2. Publication of a career bulletin based on authentic sources of Jobs. Employment
3. Organization of career conference, Campus Interviews, etc.

4. Organization of Counseling session for (Individual / Groups) students who are genuinely in need of Counseling.
5. Organization of Guidance sessions about services and facilities available in a school or college.

References

- 📖 Adams, J.F.(1965) *Counselling and Guidance : A Summary*, New York : The McMillan company Ltd.
- 📖 Aggarwal. J. C. *Educational & Vocational Guidance & Counselling*. Delhi :Doaba House.
- 📖 AshaBhatnagar (1999) *Guidance and Counselling : Theoretical Perceptive*. Vol-1. New Delhi :Vikas Publishing House.
- 📖 Berki B. G. & Mukhopadhyas.B. *Guidance & Counselling : A Manual*, New Delhi : Sterling Publishers.
- 📖 Byrne, M. and Sheranian. C (1977), *Introduction to Communicative Disorders*, New York: Harper and Row.
- 📖 Cattle, W.C. and Downie N M (1970) *Preparation for Counselling*, Eaglewood Cliffs. N J : Prentice Hall.
- 📖 Hammil, D D and Bartel N R (Eds) (1975) *Teaching Children with Learning and Behavioural Disorder*. Boston :Allyn and Bacon.
- 📖 Harr, E L and Cramer, S H (1972) *Vocational Guidance and Career Developments in the Schools: Towards a Systems Approach*. Boston : Houghton Mifflin.
- 📖 Jones, A J. (1963) *Principles of Guidance*. New York: McGraw Hill.
- 📖 Kochhar. S. K *Educational & Vocational Guidance in Secondary Schools*. Sterling Publishers : New Delhi.
- 📖 Learner, J.C (1985) *Learning Disabilities*, Boston, Houghton Mifflin.
- 📖 Lowning, L. N. (1968) *Guidance and Counselling Services: Introduction*, Mc. Grow Hill Book Company.
- 📖 Myers, G. *Principles and Techniques of Vocational Guidance*. New York

:McGraw Hill.

- 📖 Rao. S. N *Counselling & Guidance*. New Delhi : Tata McGraw Hill.
- 📖 Sharma. S. R. *Research in Educational & Vocational Guidance*. New Delhi :Anmol Publications.
- 📖 Shertzer, B E and Peter H J (1965) *Guidance: Techniques of Individual Appraisal and Development*. New York : McGraw Hill.
- 📖 Traxler, A C and Narh, R D. (1966) *Techniques of Guidance*. New York : McGraw Hill.
- 📖 Vashita. S. R *Vocational Guidance in Elementary Schools*, New Delhi :Anmol Publications.
- 📖 Warters, J (1960) *Group Guidance: Principles and Practices*. New York : McGraw Hill.
- 📖 Weomberg, C (1966) *Social Foundations of Guidance*. New York : Free Press.

Optional Subject Environmental Education

Objectives : Upon completion of the course, the student-teacher will be able to :

1. Understand the concept, significance, scope and terminologies, objectives and programmes of environmental education.
2. Develop awareness about the various types of pollution, ecological imbalances and life and contributions of environmental activities.
3. Interpret the environmental legislations in conservation and protection of the environment.
4. Understand the role of governmental and non-governmental agencies in environmental education.
5. Apply the methods of teaching and evaluation in environmental education.

CONTENT

Unit 1 : Introduction to Environmental Education

- 1.1 Environmental Education – Concept , Importance and Scope
- 1.2 Objectives and Principles of Environmental Education.
- 1.3 Basic Concepts in Environmental Education
 - 1.3.1 Ecology
 - 1.3.2 Eco-System
 - 1.3.3 Ecological Balance
 - 1.3.4 Food Chain
 - 1.3.5 Pollution and Pollutants
 - 1.3.6 Natural Resources
 - 1.3.7 Green House Effect
 - 1.3.8 Bio-degradable and Non-degradable Materials.
 - 1.3.9 Bio-sphere – Bio-Diversity
- 1.4 National Environment Awareness Campaign (NEAC)
- 1.5 Environmental Orientation for School Education (EOSE)
- 1.6 Environmental Information System (ENVIS).

Unit 2 : Environment and Pollution

- 2.1 Meaning of Environment.
- 2.2 Types of Environment
- 2.3 Types of Environmental Pollution
 - 2.3.1 Air Pollution : Meaning, causes The Air (Prevention and Control of Pollution) Act – 1981.
 - 2.3.2 Water Pollution: Meaning, causes, The Water (Prevention and Control of Pollution) Act – 1977
 - 2.3.3 Soil Pollution : Meaning, causes, Remedies
 - 2.3.4 Sound Pollution : Meaning, causes , Remedies
- 2.4 Ecological Imbalances
 - 2.4.1 Deforestation
 - 2.4.2 Soil Erosion
 - 2.4.3 Extinction of Wild life
 - 2.4.4 Depletion of Ozone layer
- 2.5 Life and Contributions of Environmental Activists.
 - 2.5.1 Mahesh Chandra Mehta
 - 2.5.2 SunderlalBahuguna
 - 2.5.3 Vandana Shiva
 - 2.5.4 Maneka Gandhi
 - 2.5.5 ShivaramKaranth

Unit 3 : Agencies in Environmental Education

- 3.1 United Nations Environment Programme (UNEP)
- 3.2 International Union for Conservation of Nature and Natural Resources (IUCN).
- 3.3 Union Ministry of Environment and Forests.
- 3.4 Central Pollution Control Board (CPCB).
- 3.5 Centre for Environment Education (CEE).
- 3.6 National Afforestation and Eco-Development Board (NAEB)
- 3.7 Environment Protection Movements in India.
 - 3.7.1 Chipko Movement
 - 3.7.2 Appiko Movement
 - 3.7.3 Narmada BachaoAndolan (NBA).
 - 3.7.4 Western Ghats Protection Movement

Unit 4: Methods of Teaching Environmental Education

- 4.1 Direct (Specialized) Approach
- 4.2 Integrated (Multi-Disciplinary) Approach

4.3 Incidental Approach

4.4 Co-curricular and Extra-Curricular activities.

4.4.1 Project Work.

4.4.2 Intellectual Meets – Seminars, Symposia, Workshops, Conferences, Group Discussion, Debates, Special Lectures, Brain Storming.

4.4.3 Field Outreach and Extension Activities.

4.4.4 Eco-Clubs / Nature Clubs.

4.4.5 Problem Solving Activities related to Burning Ecological Problems.

4.4.6 Quiz, Poster Making, Models Making and Exhibitions.

4.5 Evaluation in Environmental Education

4.5.1 Formative Evaluation

4.5.2 Summative Evaluation.

Practicum / Assignments (any one)

1. Visit any one of the following organization and prepare a report on the history, structure, functions and activities
 1. District Environment office
 2. ParyavaranVahini
 3. Eco-clubs /Nature clubs
2. Collect articles published in News Papers / Periodicals concerning environment and write a critical comment on them.
3. Prepare a Directory of individuals and institutions working for protection of the purity of the environment in your district / state and document the activities of any three individuals and three institutions.
4. Collect Twenty Five complaints published in Newspapers/Periodicals concerning pollution of the environment and suggest plan of action for solution of the complaints.
5. Prepare an Annotated Bibliography of 50 Websites concerning Environment, Ecology, Forests, Nature, Environmental Education.
6. Prepare a list of academic courses/programmes run by 50 universities/ educational institutions about Environmental Science, Environment Education and Ecology, Environment Engineering etc.
7. Create a Garden in your college and document your experiences.
8. Organizing environment education activities for school students (any two)

Exhibitions, quiz competitions, plays, slogan development, environment skits, Dramas, Essay and Drawing competitions.

9. Interviewing Ten Environmental Activists championing a genuine environmental movement and use the recorded interview for creating awareness among 20 families.

References

- ❑ Government of India (2001) *India-2001-A Reference Annual*, New Delhi : Ministry of Information and Broadcasting.
- ❑ Carson, Sean Mc. B. (1978) *Environmental Education-Principles and Practices*, London : Edward, Arnold Publishers.
- ❑ Dash, M. C. (1993) *Fundamentals of Ecology*, Tata McGraw Hill.
- ❑ Khopkar, S. M. (1995) *Environmental Pollution Analysis*, New Delhi : New Age International Pvt. Ltd.
- ❑ Krishnamacharyelu, V. and Reddy, G. S. (2000) *Environmental Education*, Hyderabad: Neelkamal Publications Pvt. Ltd.
- ❑ Mallik, S. C. and Bhattacharya, D. K. (1986) *Aspects of Human Ecology*, New Delhi : Northern Book House.
- ❑ National Council of Educational Research and Training (1981) *Environmental Education at the School Level*, New Delhi.
- ❑ Patro, S. N. and Panda, G. K. (1994) *Eastern Ghats in Orissa : Environment, Resources and Development*, Bhubaneswar : Orissa Environmental Society.
- ❑ Purushotham Reddy and Narasimha Reddy, D. (2002) *Environmental Education*, Hyderabad : Neelkamal Publications Pvt. Ltd.
- ❑ Saxena, A. B. (1986) *Environmental Education*, Agra : National Psychological Corporation.

- ❑ Sharma, R. C. (1981) *Environmental Education*, New Delhi.
- ❑ Sharma, R. C. (1985) *Inter Disciplinary Approaches in Environmental Education*, Paris.
- ❑ Sharma R. K. and. Kaur, H (2000) *Air Pollution*, Meerat : Goel Publishing House.
- ❑ Sharma, B. K. and Kaur, H. (2000) *An Introduction to Environmental Pollution*, Meerat : Goel Publishing House.
- ❑ Sharma, B. K. and Kaur, H. (1994) *Soil and Noise Pollution*, Meerat: Goel Publishing House.
- ❑ Sharma, J. N. (1991) *An Introduction to Water Pollution*, Meerat : Krishna

PrakashMandir.

- ▣ UNESCO, *Environmental Education—Principles of Teaching and Learning*, Paris.
- ▣ ----- (1985) *Evaluation of Environmental Education in Schools—A Practical Guide for Teachers*, Paris.
- ▣ ----- (1985) *Interdisciplinary Approaches in Environmental Education*, Paris.
- ▣ ----- (1985) *Living the Environment*, A Source Book in Environmental Education.
- ▣ ----- (1987) *Trends in Environmental Education*, Paris.
- ▣ ----- (1985) *Guide on Environmental Value Education*, Paris.

Optional Subject

Population Education

Objectives—

To enable the teacher trainees—

- 1 To develop an understanding of the importance of population education
- 2 To ascertain the impact of population growth on various aspects of human life—physical and mental, social and cultural, moral and ethical economic and political

Syllabus—

- 1 Nature and Scope of Population Education
Meaning, Concept, Need and Importance of Population Education
Objectives of Population Education
- 2 Population Situation and Dynamics
Distribution and Density—Population Composition, Age, Sex, Rural, Urban, World and India
Factors Effecting Population Growth, Morality and Migration and Other Implications
- 3 Population and Quality of Life
Population in Relation to Socio-Economic Development,; Health Status, Health Services, Nutrition, Population Environment Resources, Educational Provision
- 4 Family Life Education
Concept of Family Life Education
Family Roles and Responsibility
Family Needs and Resources
Effects of Family Size on the Basic Needs of Members
Responsible Parenthood
Values and Beliefs

- 5 Population Related Policies and Programmes
Population policy, environment policy programmes related to role of different agencies or social movements and voluntary and international agencies like UNPPA, WHO, UNESCO etc.
- 6 Curriculum for Population Education
Population Education Curriculum at various stage of school education
Its place in school curriculum
Its objectives at different stages
Its integration at school level
- 7 Methods and Approaches
Integration approach and curriculum development
Methodology of classroom teaching values clarification and inquiry approach and observation, self study discussion, assignments
Use of media organisation activities
Working with community
- 8 Role of Teacher
Teacher a catalytic agent for bringing about social change for creating awareness of the consequences of population problems inculcating new values and attitude leading to modifications of students behaviour

Assignments—

- 1 Content analysis of existing text books to find out the components of population education
- 2 Survey of population situation pertaining to certain localities in respect of population dynamics, population profile and their impact of standard of living
- 3 Survey of the localities, inhibition by the disadvantaged, section of society such as slums etc.
- 4 Community work in areas like, mother care, child care, health and cleanliness etc.
- 5 Creating community awareness about social evils such as superstitions early marriage etc.
- 6 Organisation of debates, discussions, seminars, symposia, quiz competitions, drama, puppetry, drawing competitions, exhibitions of population related materials etc.
- 7 Arranging discussion with parents regarding population explosion and its control
- 8 Organisation of population education clubs
- 9 Critical study of work of any voluntary governmental organisation engaged in population education

Reference Books--

- 1 Ali, S A.—Population Problems in India & Abroad, Jai Bharat Publishers, House, Bhopal
- 2 Malaya, K.C.—Jansankhya Shiksha, Vinod Pustak Mandir, Agra
- 3 Marie Mignon Nascarenses : Population Education for Quality of life, Oxford & I. B. H , New Delhi
- 4 Rao, D. Gopal—Population Education, Sterling Publishers, New Delhi
- 5 Salkar, K.R.—Population Education, for Development Countries Sterling Publishers, New Delhi
- 6 Sharma, R.C.—Population—Trends, Resources & Environment, Dhanpat Rai & Sons., New Delhi
- 7 Thomson & Lewis—Population Problems, McGraw Hills, New Delhi

EPC 6 : Understanding the Self

Objectives:

- The main aim of this course is to facilitate the development of individuals who can take responsibility for their own learning and give a conscious direction to their lives. Students are encouraged to explore and develop through self-reflection a greater insight into their aims of life, strengths and weaknesses and dynamics of formation of identity and a true individuality.
- Students also develop a capacity for social-relational sensitivity, effective communication skills and ways to create harmony within one's own self and society. The workshops are also aimed at equipping the students with positive attitudes, attributes and skills that help in facilitating the personal growth of their own students while teaching.
- To help student teachers discover and develop open-mindedness, the attitude of a self-motivated learner, having self-knowledge and self-restraint.
- To help student teachers develop the capacity for sensitivity, sound communication skills and ways to establish peace and harmony.
- To develop the capacity to facilitate personal growth and social skills in their own students

Unit 1: Exploring the Aim of Life Objectives

- To enable students to develop a vision of life for themselves.
- To encourage students to give conscious direction to their lives to take responsibility for their actions.
- To develop a holistic and integrated understanding of the human self and personality.

Workshop Themes

- Vision as a person: Aspiration and purpose of life.
- Giving a conscious direction to life.
- Understanding different dimensions of self and personality and way in which they influence the dynamics of identity formation, values and direction of life.

Unit 2: Discovering one's True Potential

- To facilitate the personal growth of the students by helping them to identify their own potential
- To develop the power of positive attitude.
- To encourage students to develop the capacity for self-reflection and personal integration.

Workshop Themes

- Understanding one's strengths and weaknesses through self observation exercises.
- Taking responsibility for one's own actions.
- Developing positivity, self esteem and emotional integration.

- Exploring fear and trust; competition and cooperation
- Developing skills of inner self organization and self reflection
- Writing a self-reflective journal

Unit 3: Developing Sensitivity

- To enable students to examine and challenge the stereotypical attitudes and prejudices that influence identity formation and the process of individuation.
- To encourage students to develop the capacity for perspective taking and appreciating different points of view.
- To develop sensitivity towards needs of children by connecting with one's own childhood experiences
Workshop Themes • Understand and challenge the unconscious, conditioned attitudes that are stereotyped and prejudiced (gender, caste, class, race, region, disability etc.) and critically examine the sources of stereotyped messages (e.g., media).
- Defining consciously one's own values towards self and society and develop a capacity to understand and appreciate divergent points of view. Widening their realm of consciousness.
- Developing the capacity for empathic listening and communication skills.
- Understanding one's own childhood and adult-child gaps in society.

Unit 4: Peace, Progress and Harmony

- To develop the capacity to establish peace within oneself
- To develop the capacity to establish harmony within a group and methods of conflict resolution
- To understand the meaning of leadership and develop attitudes and skills of a catalyst
- To understand the basis of social disharmony, the factors those contribute to it and ways to facilitate change

Workshop Themes

- Establishing peace within oneself: exercises of concentration and meditation
- Understanding group dynamics and communication
- Creating group harmony: exploring methods of creating a collective aspiration for progress and conflict resolution
- Exploring the bases of social disharmony: becoming the agents and catalysts of change and exploring methods of facilitating change

Unit 5: Facilitating Personal Growth: Applications in Teaching

- To explore attitudes and methods needed for facilitating personal growth in students

- To explore ways of integrating the facilitation of personal growth and social skills within the formal curriculum

Workshop Themes

Becoming a self-reflective practitioner: becoming conscious of one's own attitudes and communication pattern while teaching.

- Observing children: appreciating social, economic, cultural and individual differences in children and relating with them
- Exploring and practicing ways to facilitate personal growth and develop social skills in students while teaching

Mode of Transaction

There is no standard prescribed material for these workshops. The professional experts are expected to engage with the students with specially designed activities. These could be based on the facilitator's personal integration and unique individual and group characteristics and are rooted within the context of student's lives and contemporary realities. It is suggested that the students be given space to explore and articulate their own sense of life and its issues. They can be encouraged to think a fresh on issues that most closely concern them and use creativity and imagination to develop a perspective on them. The resource materials are an aid in this process. The resource materials can also include newspaper/web articles on contemporary concerns and movies/documentaries and other audio-visual materials. There is a suggested list of resource materials which should be contextualised and updated periodically. Expertise/ Specialization required to teach this course Specialists who have conducted personal development workshops and who have a qualification in clinical and counseling Psychology

Essential Readings

1. Antoine de Saint-Exupery. (1977). *The Little Prince*. London, UK: Wordsworth Edition Translated by Irene Testot-ferry (available in Hindi).
 2. Dalal, A.S. (2001). *Our Many Selves*. Pondicherry, India: Sri Aurobindo Ashram.
 3. Frankl, V. (1946). *Man's Search for Meaning*. New York: Pocket Books.
 4. Joshi, K. (ed) (2005). *The Aim of Life*. Auroville, India: Saiier.
 5. Krishnamurti, J. (1953). *Education and the Significance of Life*, Ojai, California, USA: Krishnamurti Foundation Trust.
 6. NCERT, (2006). *Education for Peace, Position Paper*. New Delhi: NCERT. 7. *Walk with Me: A Guide for Inspiring Citizenship Action*. (2006). New Delhi: Pravah Pub.
- Readings for Discussion 1. Bach, R. (1994). *Jonathan Livingston Seagull*, London, UK: Harper Collins Publications.
2. Chatterjee, D. (1998). *Leading Consciously*, MA, USA: Butterworth-Heinemann.
 3. Gibran, K. (1996). *The Prophet*, Calcutta, India: Rupa& Co.

4. Gupta, L. (2008). Growing up Hindu or Muslim: How Early does it Happen. Economic and Political Weekly, 63(6), 35-41.
5. Haldar, B. (2006). A Life Less Ordinary. New Delhi: Penguin Books. Translated by UrvashiButalia.
6. Hall, E. and Hall, C. (1988). Human Relations in Education. London, UK: Routledge.
7. Joshi, K. (1996). Education for Character Development. DharamHinduja International Centre for Indic Research.
8. Joshi, P. (2006). Negotiating Identity: Voices of Children with Disabilities in Regular Schools. Contemporary Education Dialogue. 3(2), 1175-195.
9. Kumar, K. (1986). Growing Up Male, Seminar, No. 318.
10. Seminar, Identity. No. 387, November 1991. New Delhi.
11. UNESCO, (2001). Learning the Way of Peace: A Teachers' Guide to Peace Education. New Delhi: United Nations Educational, Scientific and Cultural Organization.

Suggested Audio-Visual Resources

1. Aim of Life by Kireet Joshi (DVD) for DVD/facilitation contact mothersinstitute@hotmail.com
 2. Full of Life: A sensitive Japanese Teachers explores feelings, death with 10 year olds. (<http://www.arvindguptatoys.com/films.html>)
 3. Personality Development (Interactive CD, Computer Only) With Yoga and Guided Meditation Modules, Indus Quality Foundation
 4. The House on Gulmohar Avenue by Samina Mishra (www.cultureunplugged.com)
- Advanced Readings 1. Csikzentmihalyi, M. (1993). The Evolving Self: A Psychology for the Third Millennium. New York: Harper Collins. 2. Dalal, A.S. (1987). Living Within, Pondicherry, India: Sri Aurobindo Ashram Trust. 3. Dalal, A.S. (2001). A Greater Psychology. Pondicherry, India: Sri Aurobindo Ashram Trust

EPC 7: Understanding of ICT / Report of Action Research

Objectives: Upon the completion of the course the student-teachers will able to:

- Develop skill in handling computer and using word documents.
- Develop skill in computation, analysis and interpretation of data by using Excel Spread sheets.
- Understand the Educational implications of Power Point Presentation and its use in classroom context.
- Understand the applications of Information Technology in the field of teacher education programme and training.

Practicum :

1. **Computer Fundamental**
 - Instructions on operating the Computer
 - Connecting of all peripherals to CPU for a system
 - Switching on/off/restart
 - Inserting/removing a floppy from the floppy drive
 - Running a file from a floppy using floppy drive
 - Copying a file from hard disk to floppy disk
 - Inserting/removing a CD from the CD-ROM drive
 - Running a file from a CD-ROM using CD-ROM drive
 - Copying files from one drive to another
 - Creating a new folder
 - Running a file from hard disk
 - Connecting the printer and print out hard copies
2. **Exercise in Ms-Word**
 - Creating a new document
 - Formatting and editing of a document
 - Inserting pictures, objects, frames and tables
 - Practicing Mail-Merge facility
 - Working with the drawing tools
3. **Exercise in Ms-Excel**
 - Creating a new worksheet
 - Inserting and deleting rows/columns in worksheet
 - Formatting and editing of a document - sorting
 - Preparation of statement of marks and using of some statistical concepts – Descriptive Statistics
 - Preparation of School Time Table
 - Preparation of Tables
4. **Exercise in Ms-Power Point**
 - Preparation of MS-PowerPoint presentation using text, picture, sound, word art, clipart, and the other available tools with animation
5. **Exercise in Information and Communication Technology**
 - Browsing the Internet and down loading – search word using search engine
 - Working with Multimedia
 - Receiving/Sending of E mail and attachment

PRACTICAL –DISSERTATION

1. **Objectives of Dissertation**
 - To improve the working condition of educational institution and society.
 - It is used for the program and betterment of the education and society.
 - To make the school system effective for generating healthy environment for student learning.
 - To save energy and time by undertaking systematic research.
2. **Selection of topic :-** The following are the areas of education research
Social-cultural Systems, politics, Social change, Student world, teacher and their problems, Administration and Planning.
3. Review and related literature should be based on the primary and secondary sources.
4. Formulation of Hypothesis
5. Design of the study
 - Sampling methods: Sample is the part of the strategy of research. The following are sampling techniques probability and non probability techniques.
 - Methods are great importance in educational research.
 - Data collection: The following tools and techniques are used to collecting Data: Observation, Collection of Opinion, Questionnaire, Interview, Check List, Rating Scales, Tests, Statistical Methods Difference types tools and techniques used to collect data.
6. Statistical analysis and interpretation.
7. Summary and conclusion.
8. Appendixes bibliography.